



2008 E-learning Benchmarking Project RTO survey

Background

- This presentation provides the findings of the national training system's e-learning strategy, the Australian Flexible Learning Framework's 2008 E-learning Benchmarking Project.
- The project has conducted annual surveys of e-learning since 2005.
 - The surveys measure the uptake, use and impact of e-learning in the vocational education and training (VET) system by capturing data from registered training organisations (RTOs), VET teachers and trainers and VET students.
 - Each survey measures the uptake and use of e-learning from the respondent's perspective.
 - The results of these surveys are available at <http://www.flexiblelearning.net.au/e-learningindicators>
- The surveys are altered slightly from year to year to include additional questions related to specific areas of interest.
- The survey methodology is also refined each year to increase the number of responses and the quality of the sample from across the VET system.
 - 579 RTOs responded to the survey in 2008, compared with 536 in 2007.
 - 1,400 responses from VET teachers and trainers have been used in the analysis of the 2008 results, compared with 1,017 in 2007.
 - 1,500 responses from VET students have been used in the analysis of the 2008 results, compared with 1,121 in 2007.
- Every other year the project conducts a survey of employers with employees undertaking accredited training; the employer survey was not conducted in 2008.

The VET RTO survey

- This presentation contains information related to the uptake, use and impact of e-learning in VET in RTOs.
- It presents results from a national survey of 579 RTOs in 2008.
 - Due to the small number of survey responses received from RTOs in the Northern Territory (7) and the Australian Capital Territory (15), these results are not published.
 - The responses to Question 1 on the survey are not included in this presentation.
- In interpreting the results of the benchmarking surveys, it should be noted that these are based on samples of RTOs. Any variability of up to +/- 5% between aggregate results over time would not be considered statistically significant.

2008 E-learning Benchmarking Project RTO survey

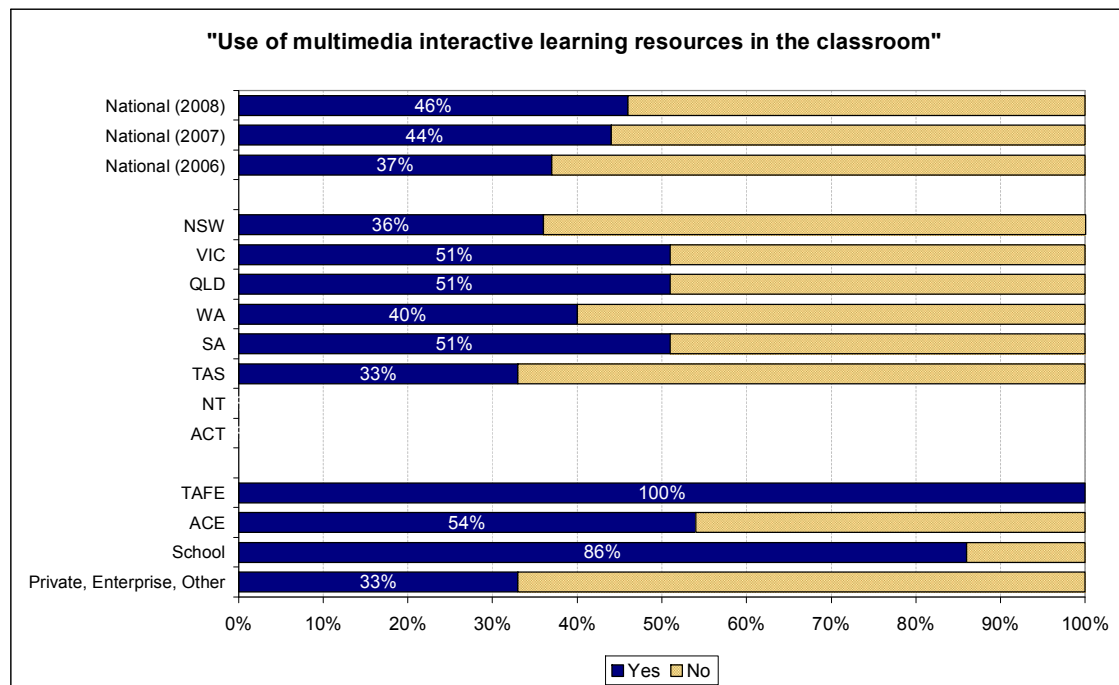
Question 2

Did any VET units delivered in the last 12 months use e-learning in the following ways?

a) Use of multimedia interactive learning resources in the classroom (eg web-based or CD-ROM learning resources, Flexible Learning Toolboxes)

		Yes	No	Total
Provider type	Private, Enterprise, Other	33%	67%	100%
	School	86%	14%	100%
	ACE	54%	46%	100%
	TAFE	100%	0%	100%
State/Territory	ACT	Insufficient data for analysis		
	NT	Insufficient data for analysis		
	TAS	33%	67%	100%
	SA	51%	49%	100%
	WA	40%	60%	100%
	QLD	51%	49%	100%
	VIC	51%	49%	100%
	NSW	36%	64%	100%
	National (2006)	37%	63%	100%
	National (2007)	44%	56%	100%
	National (2008)	46%	54%	100%

ACE = Adult and Community Education



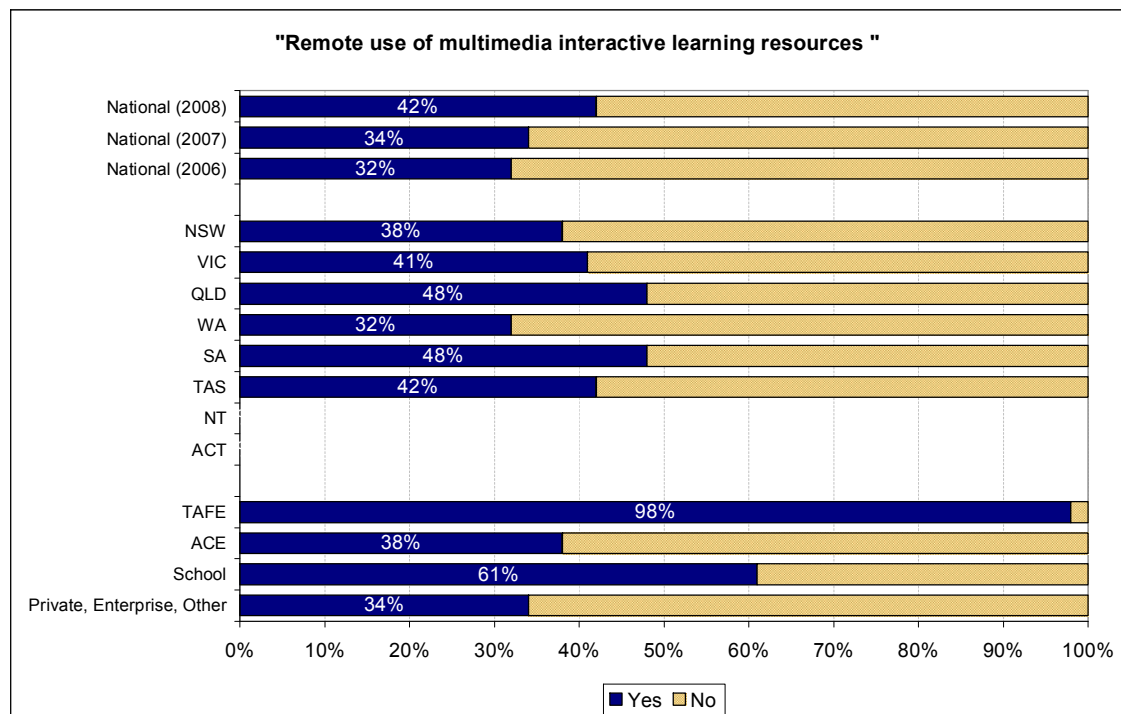
2008 E-learning Benchmarking Project RTO survey

Question 2

Did any VET units delivered in the last 12 months use e-learning in the following ways?

b) Remote use of multimedia interactive learning resources (eg web-based or CD-ROM learning resources, Flexible Learning Toolboxes)

		Yes	No	Total
Provider type	Private, Enterprise, Other	34%	66%	100%
	School	61%	39%	100%
	ACE	38%	62%	100%
	TAFE	98%	2%	100%
State/Territory	ACT	Insufficient data for analysis		
	NT	Insufficient data for analysis		
	TAS	42%	58%	100%
	SA	48%	52%	100%
	WA	32%	68%	100%
	QLD	48%	52%	100%
	VIC	41%	59%	100%
	NSW	38%	62%	100%
	National (2006)	32%	68%	100%
	National (2007)	34%	66%	100%
	National (2008)	42%	58%	100%



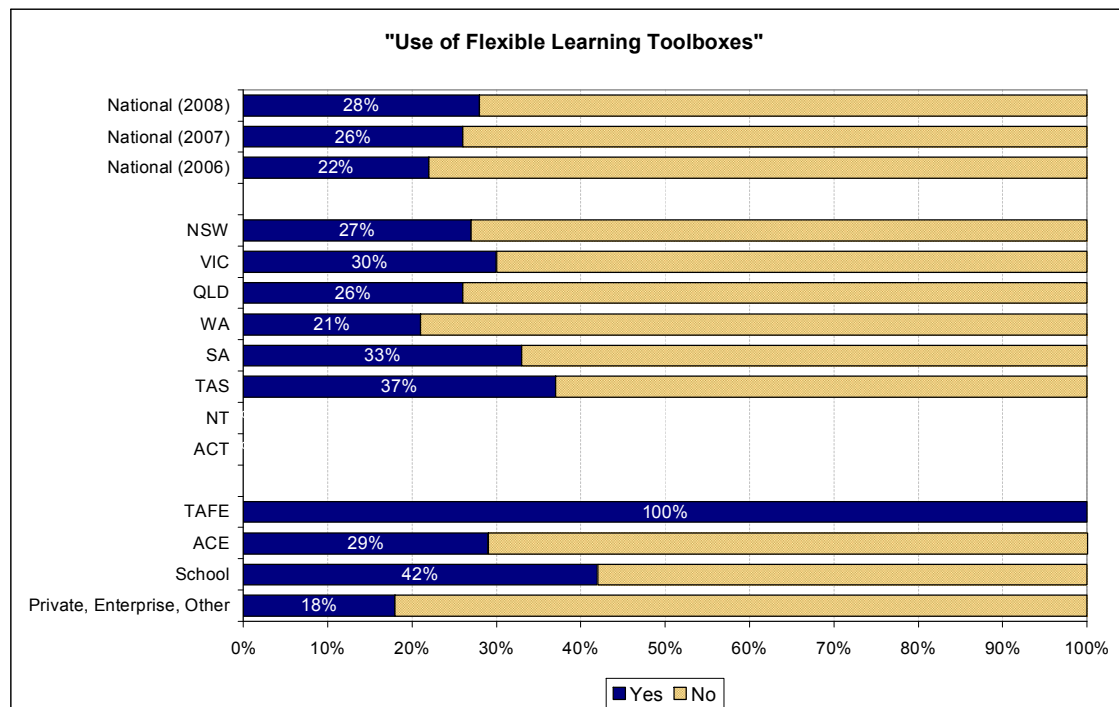
2008 E-learning Benchmarking Project RTO survey

Question 2

Did any VET units delivered in the last 12 months use e-learning in the following ways?

c) Use of Flexible Learning Toolboxes

		Yes	No	Total
Provider type	Private, Enterprise, Other	18%	82%	100%
	School	42%	58%	100%
	ACE	29%	71%	100%
	TAFE	100%	0%	100%
State/Territory	ACT	Insufficient data for analysis		
	NT	Insufficient data for analysis		
	TAS	37%	63%	100%
	SA	33%	67%	100%
	WA	21%	79%	100%
	QLD	26%	74%	100%
	VIC	30%	70%	100%
	NSW	27%	73%	100%
	National (2006)	22%	78%	100%
	National (2007)	26%	74%	100%
	National (2008)	28%	72%	100%



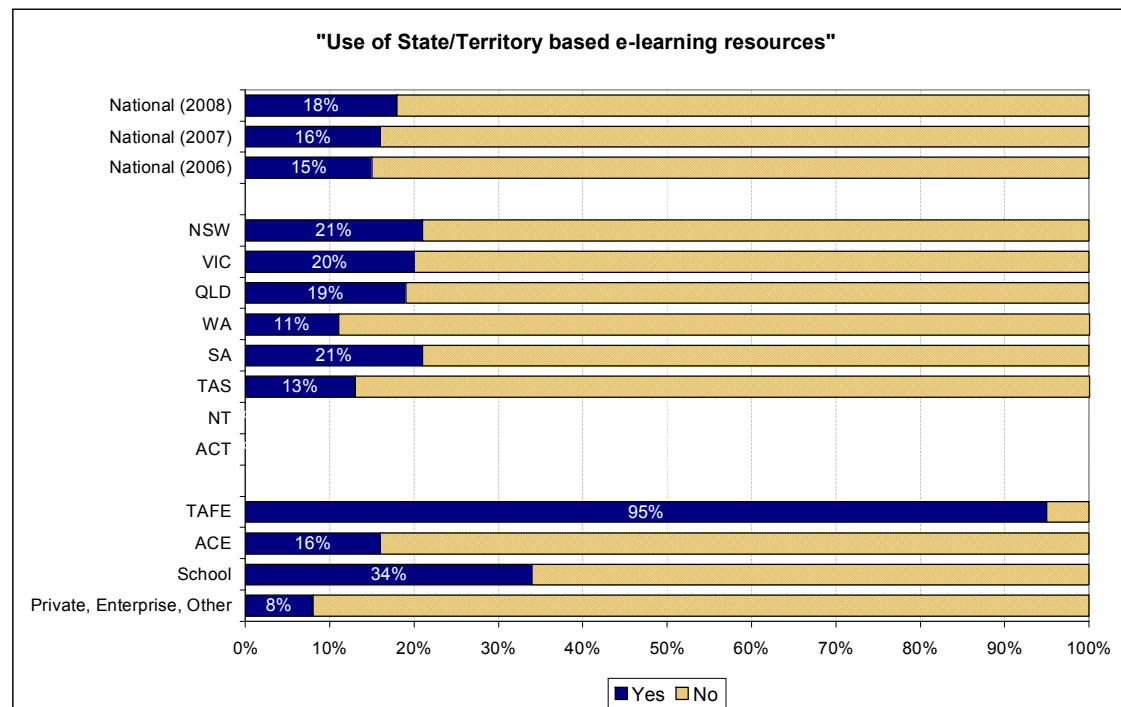
2008 E-learning Benchmarking Project RTO survey

Question 2

Did any VET units delivered in the last 12 months use e-learning in the following ways?

d) Use of State/Territory based e-learning resources

		Yes	No	Total
Provider type	Private, Enterprise, Other	8%	92%	100%
	School	34%	66%	100%
	ACE	16%	84%	100%
	TAFE	95%	5%	100%
State/Territory	ACT	Insufficient data for analysis		
	NT	Insufficient data for analysis		
	TAS	13%	87%	100%
	SA	21%	79%	100%
	WA	11%	89%	100%
	QLD	19%	81%	100%
	VIC	20%	80%	100%
	NSW	21%	79%	100%
	National (2006)	15%	85%	100%
	National (2007)	16%	84%	100%
	National (2008)	18%	82%	100%



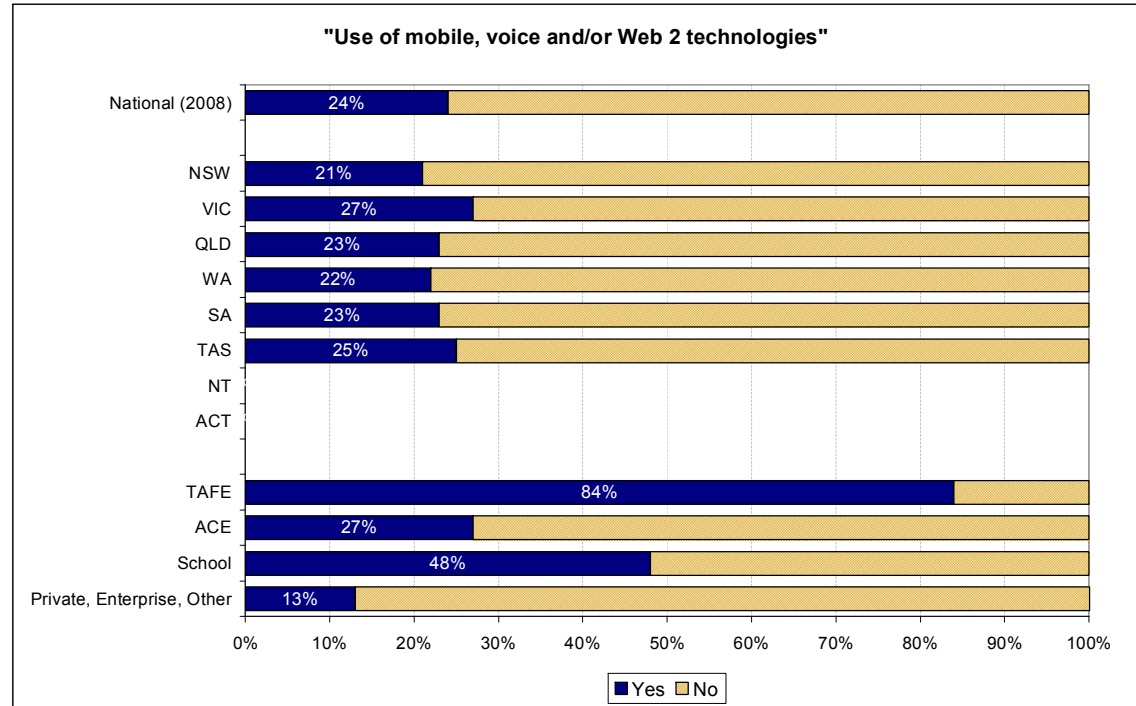
2008 E-learning Benchmarking Project RTO survey

Question 2

Did any VET units delivered in the last 12 months use e-learning in the following ways?

e) Use of mobile, voice and/or web 2.0 technologies (eg blogs, wikis)

		Yes	No	Total
Provider type	Private, Enterprise, Other	13%	87%	100%
	School	48%	52%	100%
	ACE	27%	73%	100%
	TAFE	84%	16%	100%
State/Territory	ACT	Insufficient data for analysis		
	NT	Insufficient data for analysis		
	TAS	25%	75%	100%
	SA	23%	77%	100%
	WA	22%	78%	100%
	QLD	23%	77%	100%
	VIC	27%	73%	100%
	NSW	21%	79%	100%
	National (2008)	24%	76%	100%



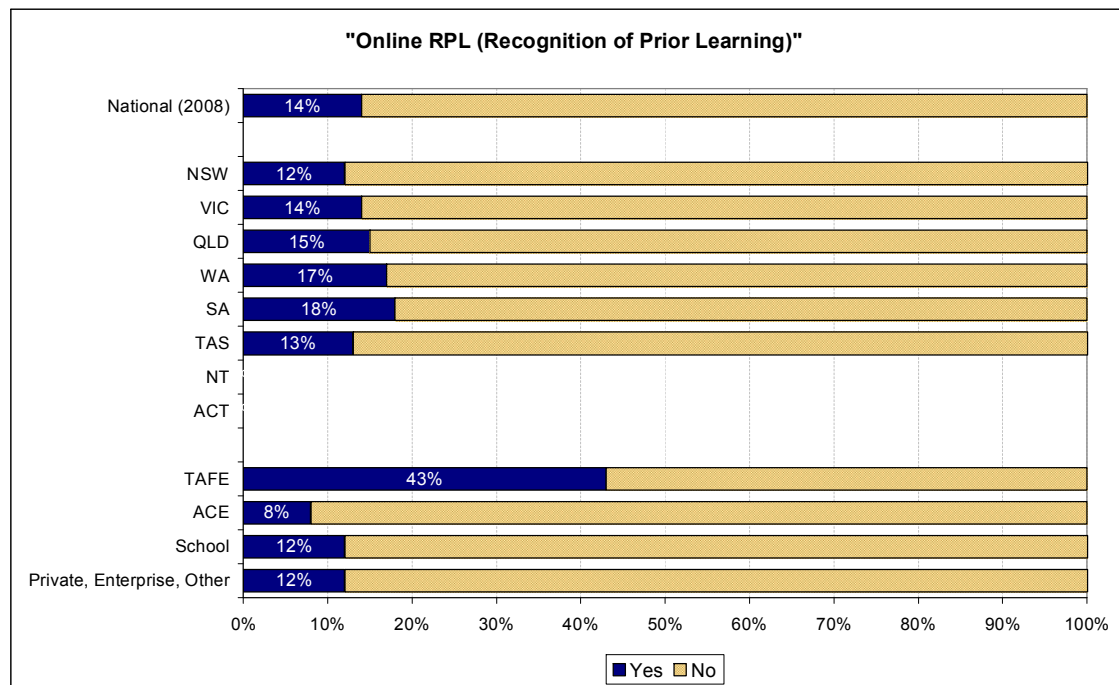
2008 E-learning Benchmarking Project RTO survey

Question 2

Did any VET units delivered in the last 12 months use e-learning in the following ways?

f) Online RPL (ie online tools to gain recognition of workplace based and self-directed learning)

		Yes	No	Total
Provider type	Private, Enterprise, Other	12%	88%	100%
	School	12%	88%	100%
	ACE	8%	92%	100%
	TAFE	43%	57%	100%
State/Territory	ACT	Insufficient data for analysis		
	NT	Insufficient data for analysis		
	TAS	13%	87%	100%
	SA	18%	82%	100%
	WA	17%	83%	100%
	QLD	15%	85%	100%
	VIC	14%	86%	100%
	NSW	12%	88%	100%
	National (2008)	14%	86%	100%



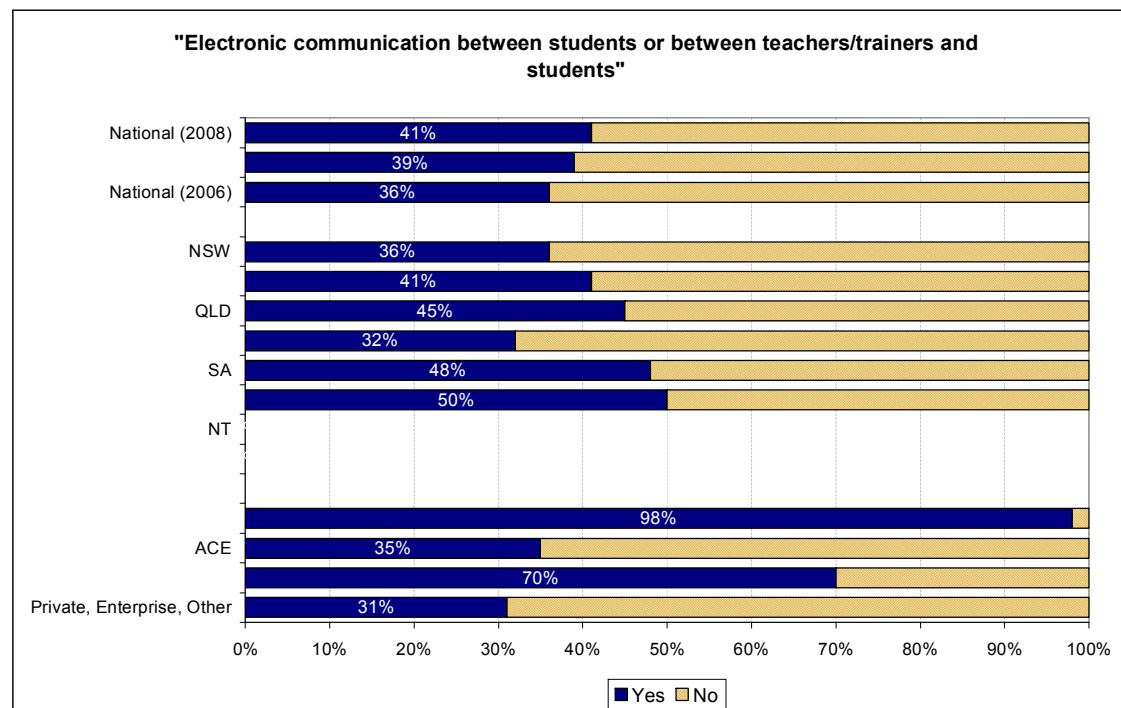
2008 E-learning Benchmarking Project RTO survey

Question 2

Did any VET units delivered in the last 12 months use e-learning in the following ways?

g) Electronic communication between students or between teachers/trainers and students (other than communication on a single learning issue)

		Yes	No	Total
Provider type	Private, Enterprise, Other	31%	69%	100%
	School	70%	30%	100%
	ACE	35%	65%	100%
	TAFE	98%	2%	100%
State/Territory	ACT	Insufficient data for analysis		
	NT	Insufficient data for analysis		
	TAS	50%	50%	100%
	SA	48%	52%	100%
	WA	32%	68%	100%
	QLD	45%	55%	100%
	VIC	41%	59%	100%
	NSW	36%	64%	100%
	National (2006)	36%	64%	100%
	National (2007)	39%	61%	100%
	National (2008)	41%	59%	100%



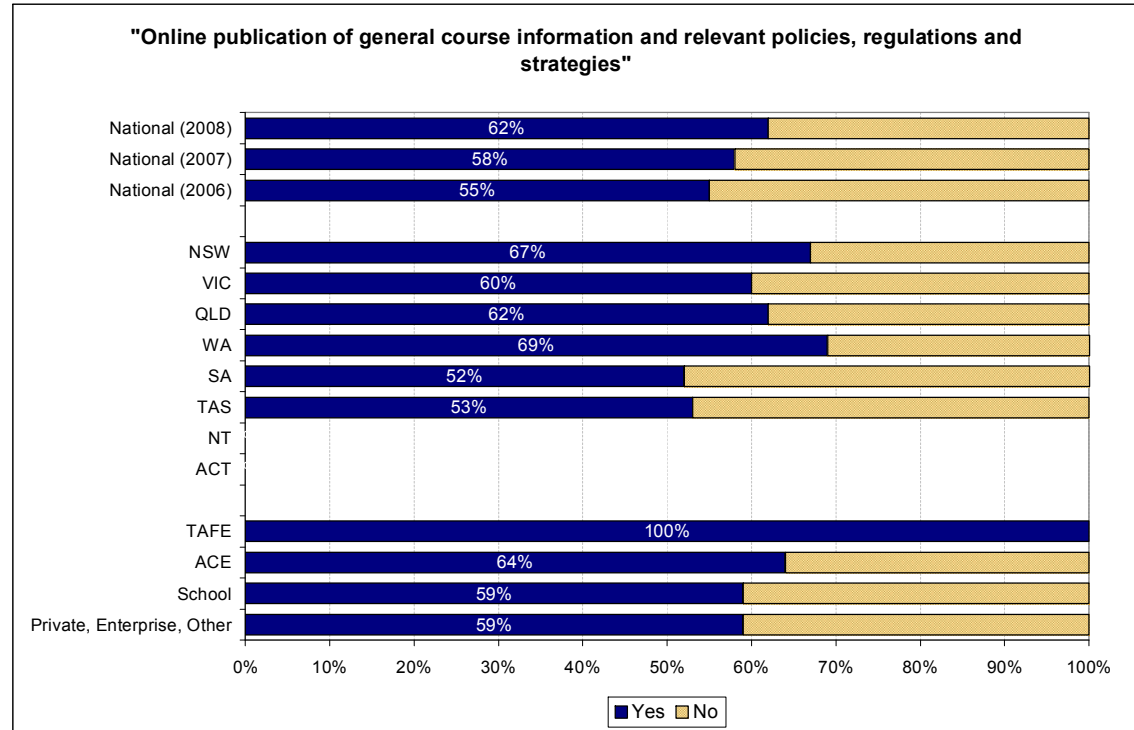
2008 E-learning Benchmarking Project RTO survey

Question 3

Does your organisation offer the following e-business services to individual VET students?

a) Online publication of general course information and relevant policies, regulations and strategies

		Yes	No	Total
Provider type	Private, Enterprise, Other	59%	41%	100%
	School	59%	41%	100%
	ACE	64%	36%	100%
	TAFE	100%	0%	100%
State/Territory	ACT	Insufficient data for analysis		
	NT	Insufficient data for analysis		
	TAS	53%	47%	100%
	SA	52%	48%	100%
	WA	69%	31%	100%
	QLD	62%	38%	100%
	VIC	60%	40%	100%
	NSW	67%	33%	100%
	National (2006)	55%	45%	100%
	National (2007)	58%	42%	100%
	National (2008)	62%	38%	100%



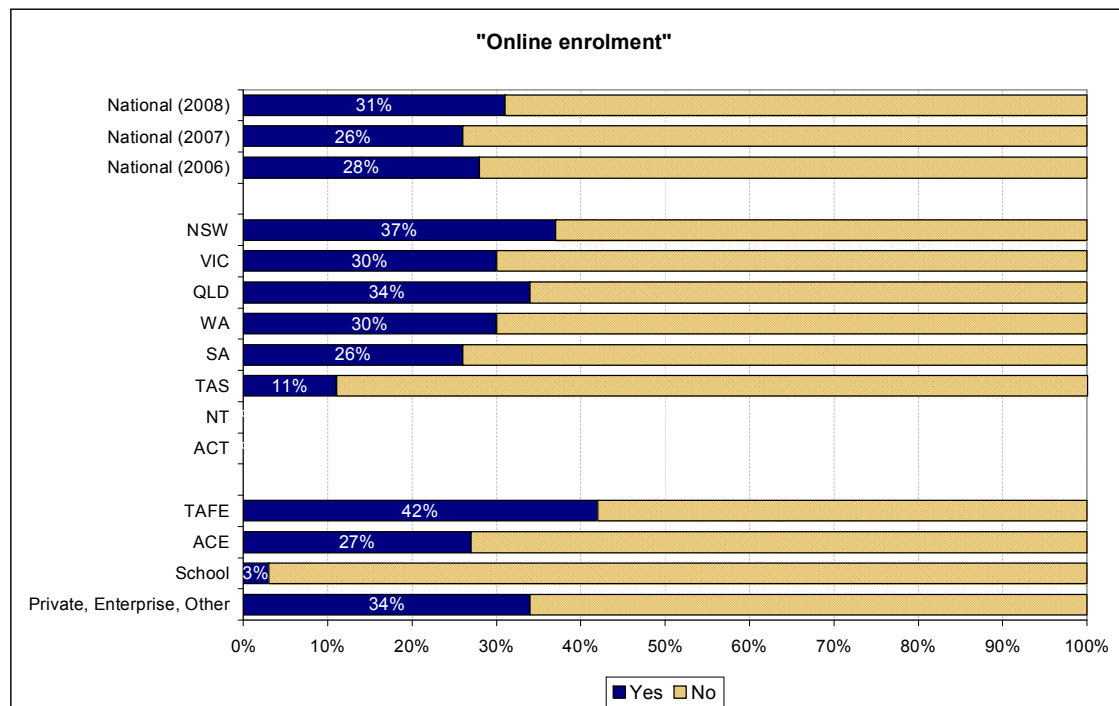
2008 E-learning Benchmarking Project RTO survey

Question 3

Does your organisation offer the following e-business services to individual VET students?

b) Online enrolment

		Yes	No	Total
Provider type	Private, Enterprise, Other	34%	66%	100%
	School	3%	97%	100%
	ACE	27%	73%	100%
	TAFE	42%	58%	100%
State/Territory	ACT	Insufficient data for analysis		
	NT	Insufficient data for analysis		
	TAS	11%	89%	100%
	SA	26%	74%	100%
	WA	30%	70%	100%
	QLD	34%	66%	100%
	VIC	30%	70%	100%
	NSW	37%	63%	100%
	National (2006)	28%	72%	100%
	National (2007)	26%	74%	100%
	National (2008)	31%	69%	100%



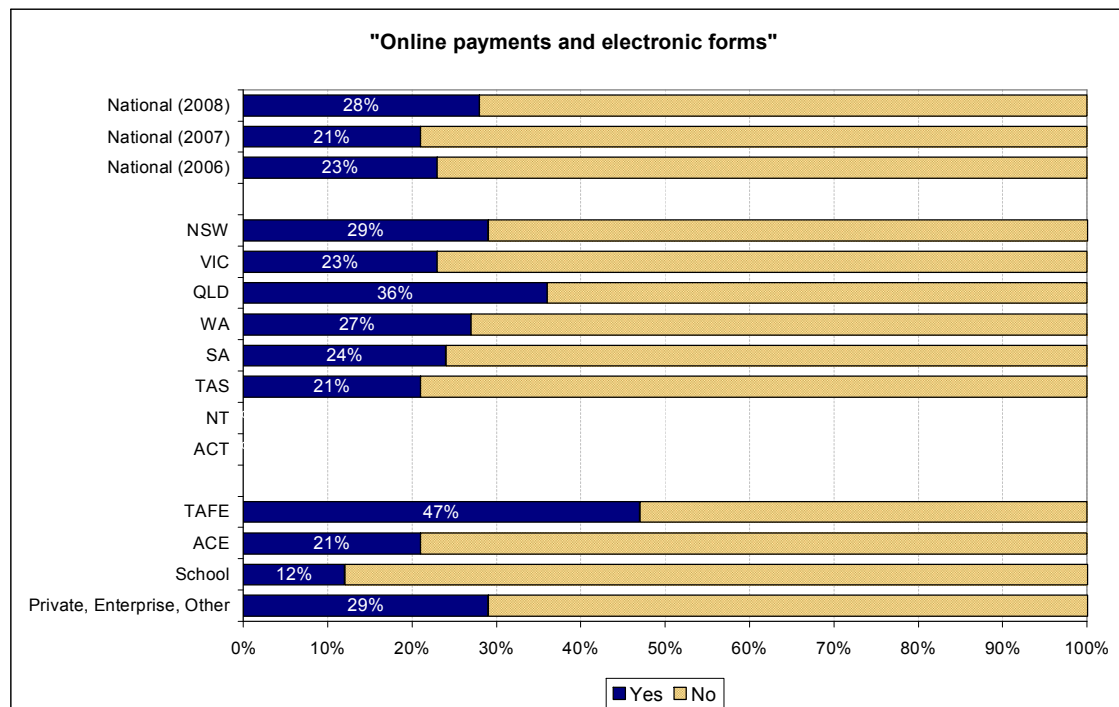
2008 E-learning Benchmarking Project RTO survey

Question 3

Does your organisation offer the following e-business services to individual VET students?

c) Online payments and electronic forms

		Yes	No	Total
Provider type	Private, Enterprise, Other	29%	71%	100%
	School	12%	88%	100%
	ACE	21%	79%	100%
	TAFE	47%	53%	100%
State/Territory	ACT	Insufficient data for analysis		
	NT	Insufficient data for analysis		
	TAS	21%	79%	100%
	SA	24%	76%	100%
	WA	27%	73%	100%
	QLD	36%	64%	100%
	VIC	23%	77%	100%
	NSW	29%	71%	100%
	National (2006)	23%	77%	100%
	National (2007)	21%	79%	100%
	National (2008)	28%	72%	100%



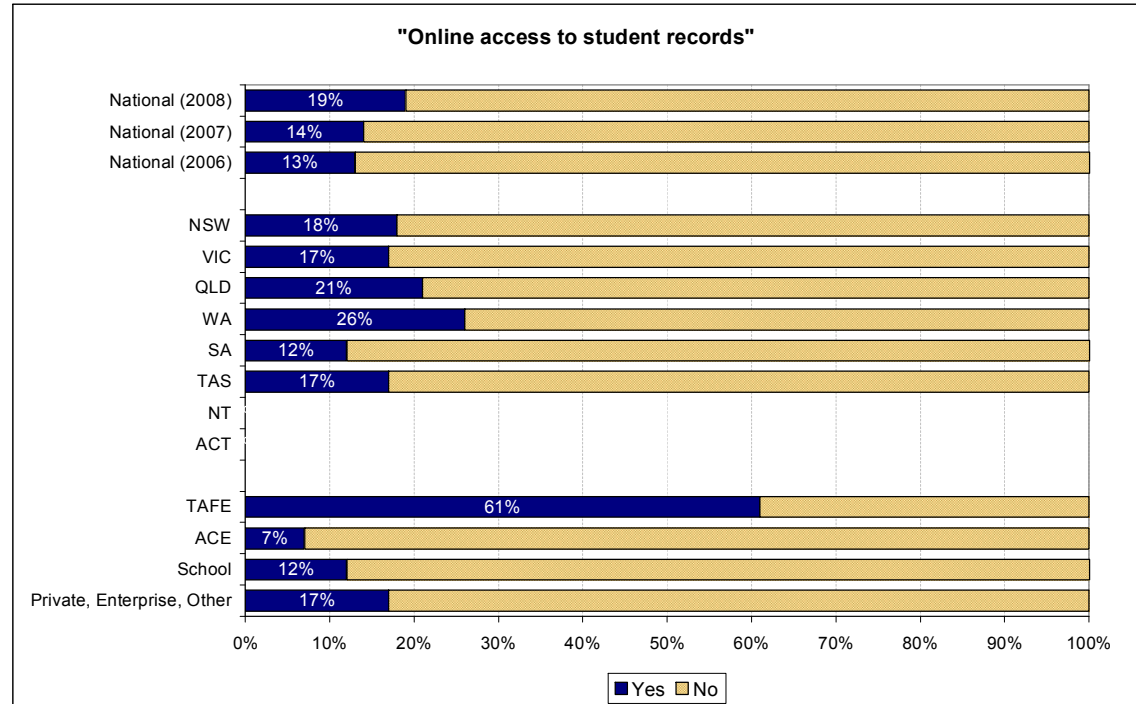
2008 E-learning Benchmarking Project RTO survey

Question 3

Does your organisation offer the following e-business services to individual VET students?

d) Online access to student records

		Yes	No	Total
Provider type	Private, Enterprise, Other	17%	83%	100%
	School	12%	88%	100%
	ACE	7%	93%	100%
	TAFE	61%	39%	100%
State/Territory	ACT	Insufficient data for analysis		
	NT	Insufficient data for analysis		
	TAS	17%	83%	100%
	SA	12%	88%	100%
	WA	26%	74%	100%
	QLD	21%	79%	100%
	VIC	17%	83%	100%
	NSW	18%	82%	100%
	National (2006)	13%	87%	100%
	National (2007)	14%	86%	100%
	National (2008)	19%	81%	100%



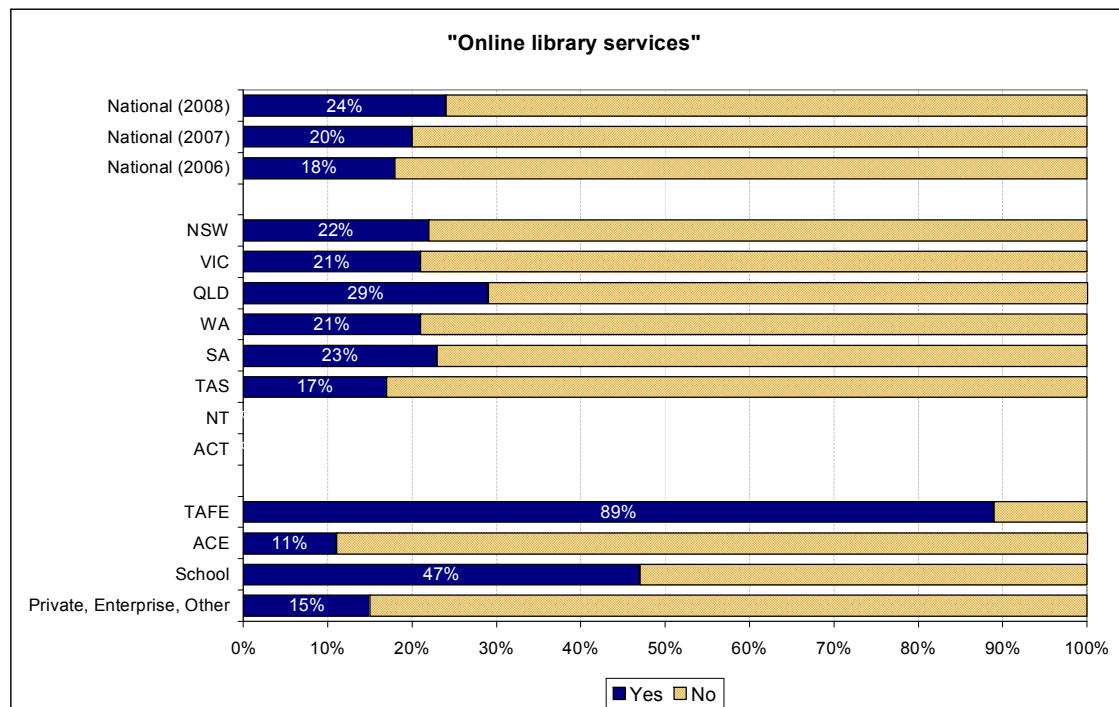
2008 E-learning Benchmarking Project RTO survey

Question 3

Does your organisation offer the following e-business services to individual VET students?

e) Online library services

		Yes	No	Total
Provider type	Private, Enterprise, Other	15%	85%	100%
	School	47%	53%	100%
	ACE	11%	89%	100%
	TAFE	89%	11%	100%
State/Territory	ACT	Insufficient data for analysis		
	NT	Insufficient data for analysis		
	TAS	17%	83%	100%
	SA	23%	77%	100%
	WA	21%	79%	100%
	QLD	29%	71%	100%
	VIC	21%	79%	100%
	NSW	22%	78%	100%
	National (2006)	18%	82%	100%
	National (2007)	20%	80%	100%
	National (2008)	24%	76%	100%



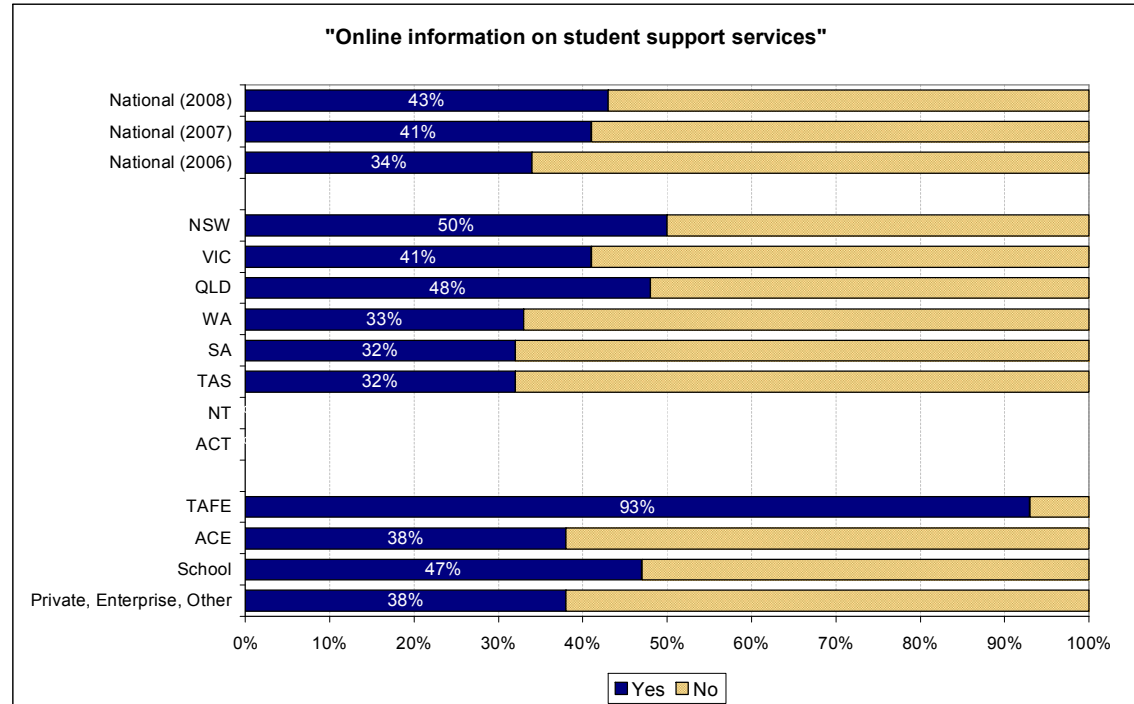
2008 E-learning Benchmarking Project RTO survey

Question 3

Does your organisation offer the following e-business services to individual VET students?

f) Online information on student support services

		Yes	No	Total
Provider type	Private, Enterprise, Other	38%	62%	100%
	School	47%	53%	100%
	ACE	38%	62%	100%
	TAFE	93%	7%	100%
State/Territory	ACT	Insufficient data for analysis		
	NT	Insufficient data for analysis		
	TAS	32%	68%	100%
	SA	32%	68%	100%
	WA	33%	67%	100%
	QLD	48%	52%	100%
	VIC	41%	59%	100%
	NSW	50%	50%	100%
	National (2006)	34%	66%	100%
	National (2007)	41%	59%	100%
	National (2008)	43%	57%	100%



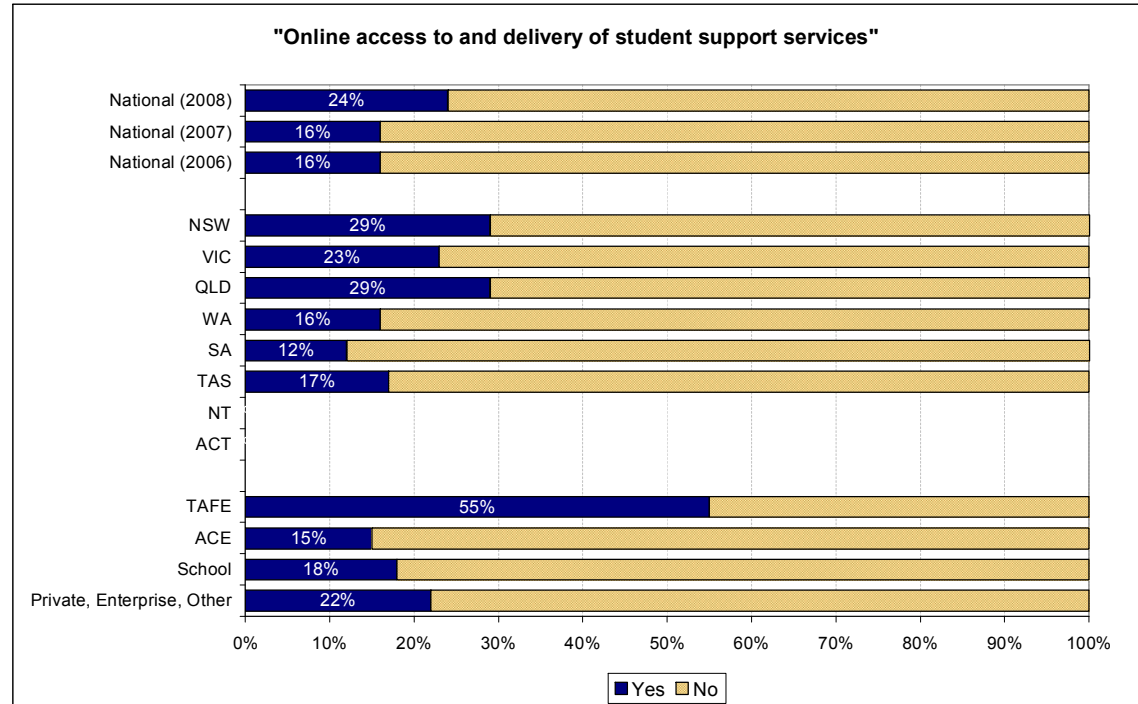
2008 E-learning Benchmarking Project RTO survey

Question 3

Does your organisation offer the following e-business services to individual VET students?

g) Online access to and delivery of student support services

		Yes	No	Total
Provider type	Private, Enterprise, Other	22%	78%	100%
	School	18%	82%	100%
	ACE	15%	85%	100%
	TAFE	55%	45%	100%
State/Territory	ACT	Insufficient data for analysis		
	NT	Insufficient data for analysis		
	TAS	17%	83%	100%
	SA	12%	88%	100%
	WA	16%	84%	100%
	QLD	29%	71%	100%
	VIC	23%	77%	100%
	NSW	29%	71%	100%
	National (2006)	16%	84%	100%
	National (2007)	16%	84%	100%
	National (2008)	24%	76%	100%



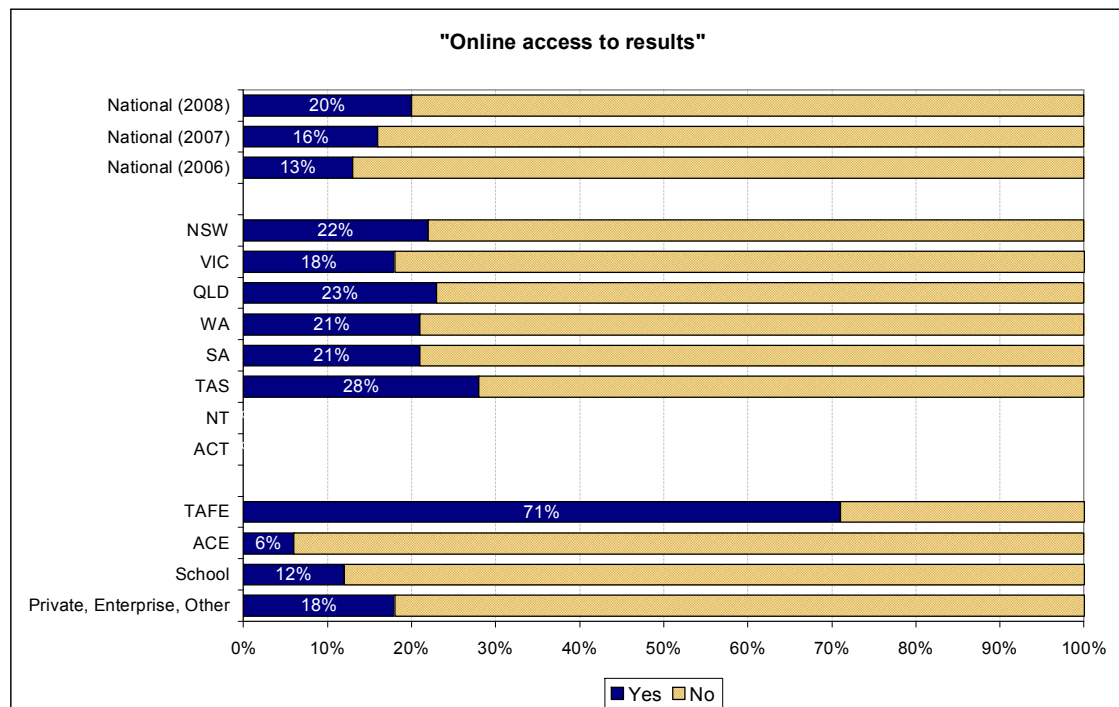
2008 E-learning Benchmarking Project RTO survey

Question 3

Does your organisation offer the following e-business services to individual VET students?

h) Online access to results

		Yes	No	Total
Provider type	Private, Enterprise, Other	18%	82%	100%
	School	12%	88%	100%
	ACE	6%	94%	100%
	TAFE	71%	29%	100%
State/Territory	ACT	Insufficient data for analysis		
	NT	Insufficient data for analysis		
	TAS	28%	72%	100%
	SA	21%	79%	100%
	WA	21%	79%	100%
	QLD	23%	77%	100%
	VIC	18%	82%	100%
	NSW	22%	78%	100%
	National (2006)	13%	87%	100%
	National (2007)	16%	84%	100%
	National (2008)	20%	80%	100%

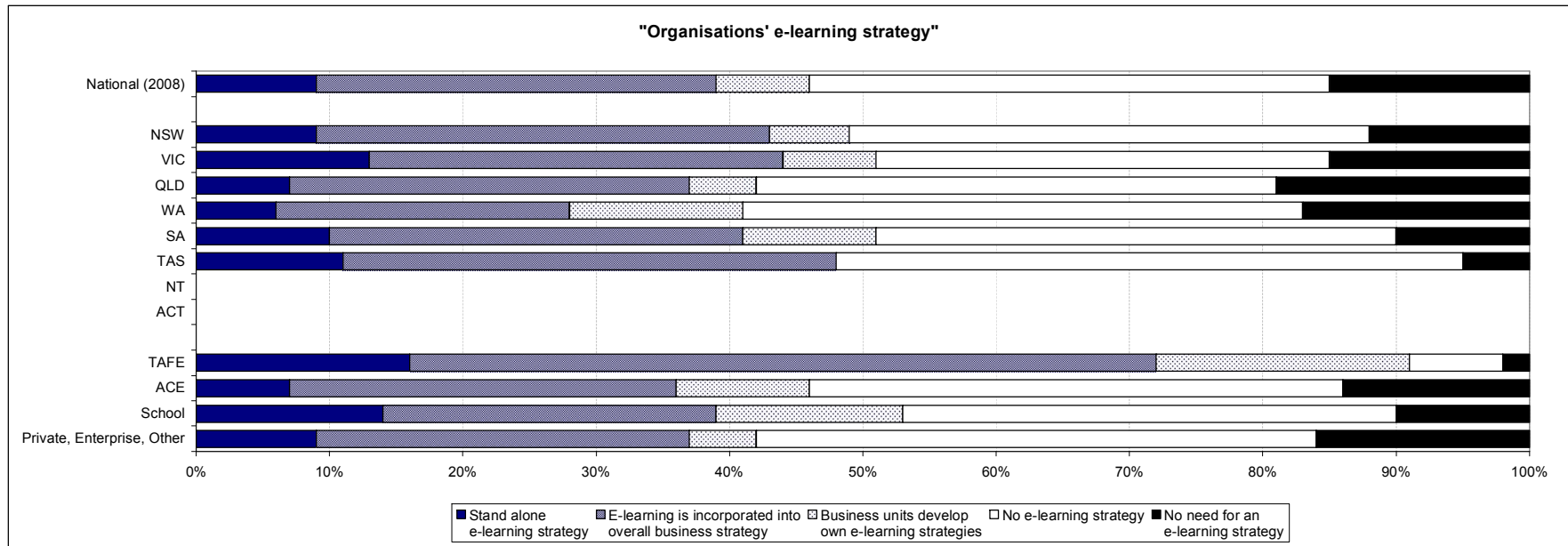


2008 E-learning Benchmarking Project RTO survey

Question 4

Does your organisation have an organisation-wide e-learning strategy?

		Stand alone e-learning strategy	E-learning is incorporated into overall business strategy	Business units develop own e-learning strategies	No e-learning strategy	No need for an e-learning strategy	Total	
Provider type	Private, Enterprise, Other	9%	28%	5%	42%	16%	100%	
	School	14%	25%	14%	37%	10%	100%	
	ACE	7%	29%	10%	40%	14%	100%	
	TAFE	16%	56%	19%	7%	2%	100%	
	ACT	Insufficient data for analysis						
State/Territory	NT	Insufficient data for analysis						
	TAS	11%	37%	0%	47%	5%	100%	
	SA	10%	31%	10%	39%	10%	100%	
	WA	6%	22%	13%	42%	17%	100%	
	QLD	7%	30%	5%	39%	19%	100%	
	VIC	13%	31%	7%	34%	15%	100%	
	NSW	9%	34%	6%	39%	12%	100%	
	National (2008)	9%	30%	7%	39%	15%	100%	



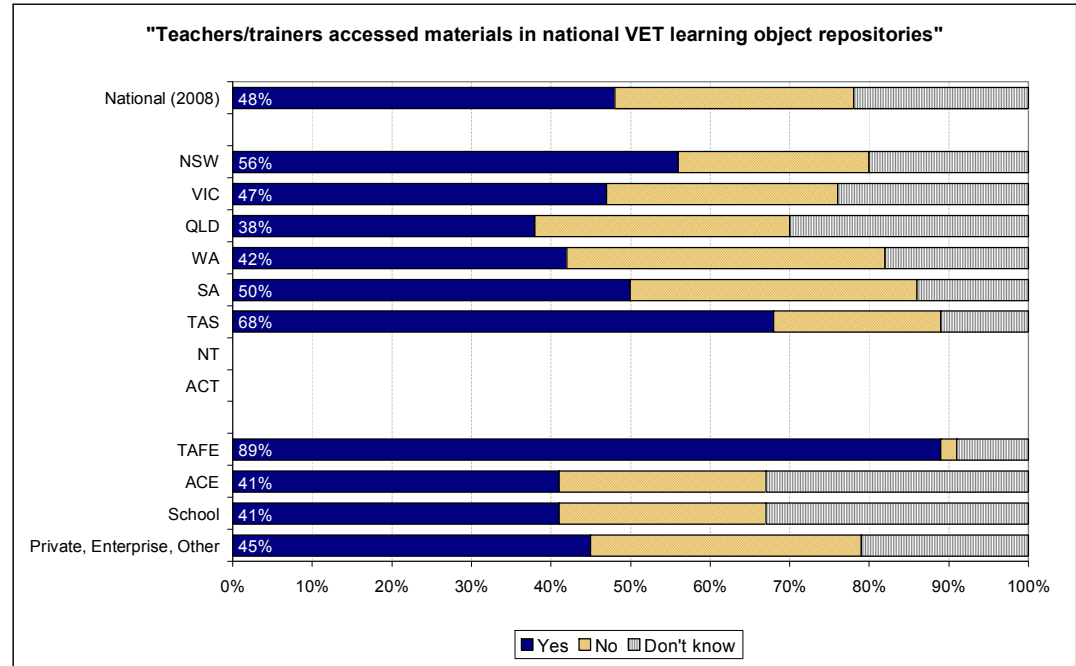
2008 E-learning Benchmarking Project RTO survey

Question 5

In the last 12 months have teachers/trainers in your organisation:

a) Accessed materials in national VET learning object repositories

		Yes	No	Don't know	Total
Provider type	Private, Enterprise, Other	45%	34%	21%	100%
	School	41%	26%	33%	100%
	ACE	41%	26%	33%	100%
	TAFE	89%	2%	9%	100%
State/Territory	ACT	Insufficient data for analysis			
	NT	Insufficient data for analysis			
	TAS	68%	21%	11%	100%
	SA	50%	36%	14%	100%
	WA	42%	40%	18%	100%
	QLD	38%	32%	30%	100%
	VIC	47%	29%	24%	100%
	NSW	56%	24%	20%	100%
	National (2008)	48%	30%	22%	100%



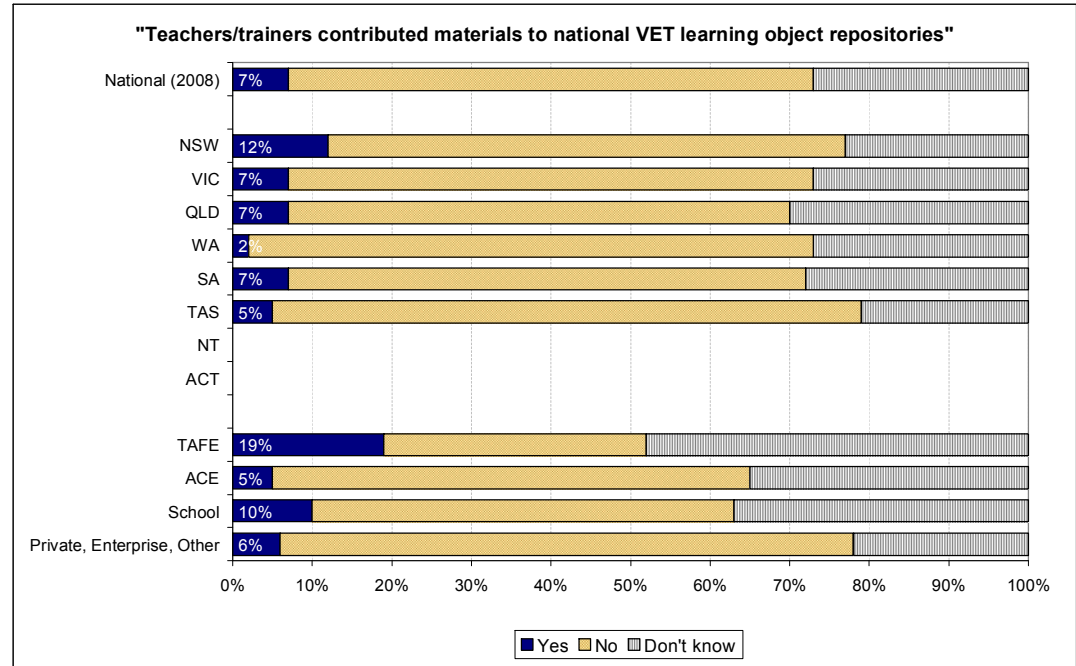
2008 E-learning Benchmarking Project RTO survey

Question 5

In the last 12 months have teachers/trainers in your organisation:

b) Contributed materials to national VET learning object repositories

		Yes	No	Don't know	Total
Provider type	Private, Enterprise, Other	6%	72%	22%	100%
	School	10%	53%	37%	100%
	ACE	5%	60%	35%	100%
	TAFE	19%	33%	48%	100%
State/Territory	ACT	Insufficient data for analysis			
	NT	Insufficient data for analysis			
	TAS	5%	74%	21%	100%
	SA	7%	65%	28%	100%
	WA	2%	71%	27%	100%
	QLD	7%	63%	30%	100%
	VIC	7%	66%	27%	100%
	NSW	12%	65%	23%	100%
	National (2008)	7%	66%	27%	100%



**2008 E-learning Benchmarking Project
RTO survey**

For more information:

Benchmarking and Research

Annie Fergusson

Phone: (08) 8204 0809

Email: fergusson.annie@saugov.sa.gov.au

Website: flexiblelearning.net.au/e-learningindicators

Australian Flexible Learning Framework

Phone: (07) 3307 4700

Fax: (07) 3259 4371

Email: enquiries@flexiblelearning.net.au

Website: flexiblelearning.net.au

GPO Box 1326

Brisbane QLD 4001