



Background

- This presentation provides the findings of the national training system's e-learning strategy, the Australian Flexible Learning Framework's 2008 E-learning Benchmarking Project.
- The project has conducted annual surveys of e-learning since 2005.
 - The surveys measure the uptake, use and impact of e-learning in the vocational education and training (VET) system by capturing data from registered training organisations (RTOs), VET teachers and trainers and VET students.
 - Each survey measures the uptake and use of e-learning from the respondent's perspective.
 - The results of these surveys are available at <http://www.flexiblelearning.net.au/e-learningindicators>
- The surveys are altered slightly from year to year to include additional questions related to specific areas of interest.
- The survey methodology is also refined each year to increase the number of responses and the quality of the sample from across the VET system.
 - 579 RTOs responded to the survey in 2008, compared with 536 in 2007.
 - 1,400 responses from VET teachers and trainers have been used in the analysis of the 2008 results, compared with 1,017 in 2007.
 - 1,500 responses from VET students have been used in the analysis of the 2008 results, compared with 1,121 in 2007.
- Every other year the project conducts a survey of employers with employees undertaking accredited training every second year; the employer survey was not conducted in 2008.

The VET teacher and trainer survey

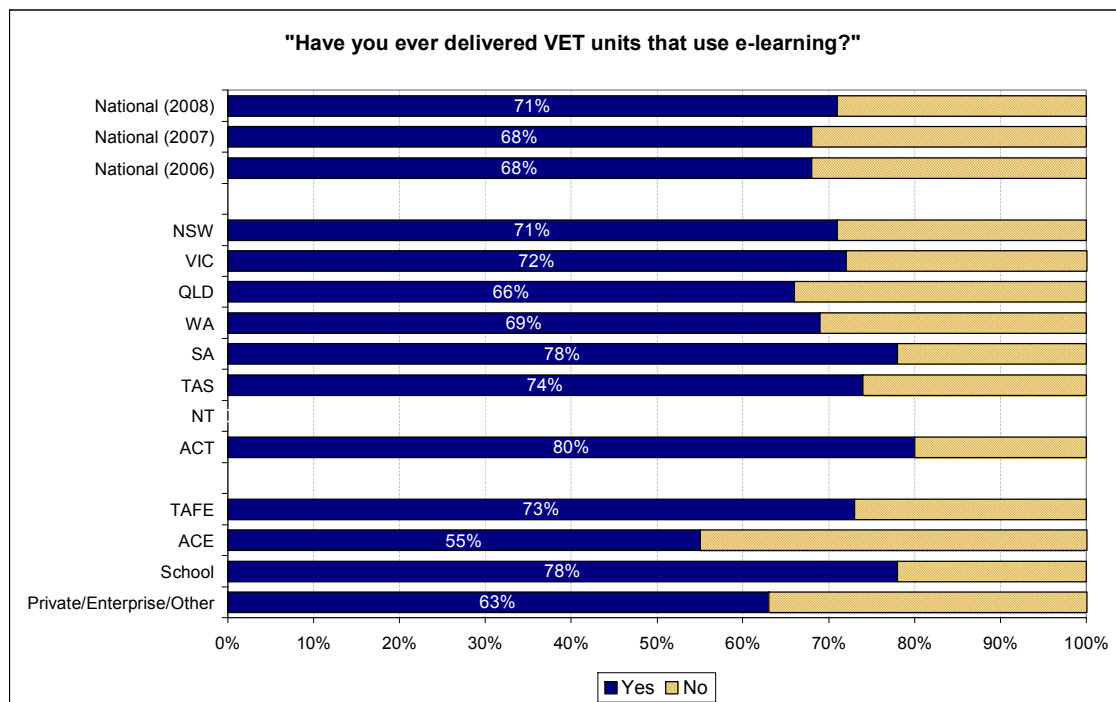
- This presentation contains information related to the uptake, use and impact of e-learning by VET teachers and trainers.
- It presents results from a national survey of 1,400 VET teachers and trainers.
 - Due to the small number of survey responses received from teachers in the Northern Territory these results are not published.
 - The responses to Question 1 on the survey are not included in this presentation.
- In interpreting the results of the benchmarking surveys, it should be noted that these are based on samples of teachers and trainers. Any variability of up to +/- 5% between aggregate results over time would not be considered statistically significant.

2008 E-learning Benchmarking Project Teacher and trainer survey

Question 2

Have you ever delivered VET units that use e-learning?

		Yes	No	Total
Provider type	Private/Enterprise/Other	63%	37%	100%
	School	78%	22%	100%
	ACE	55%	45%	100%
	TAFE	73%	27%	100%
State/Territory	ACT	80%	20%	100%
	NT	Insufficient data from NT for analysis		
	TAS	74%	26%	100%
	SA	78%	22%	100%
	WA	69%	31%	100%
	QLD	66%	34%	100%
	VIC	72%	28%	100%
	NSW	71%	29%	100%
	National (2006)	68%	32%	100%
	National (2007)	68%	32%	100%
	National (2008)	71%	29%	100%



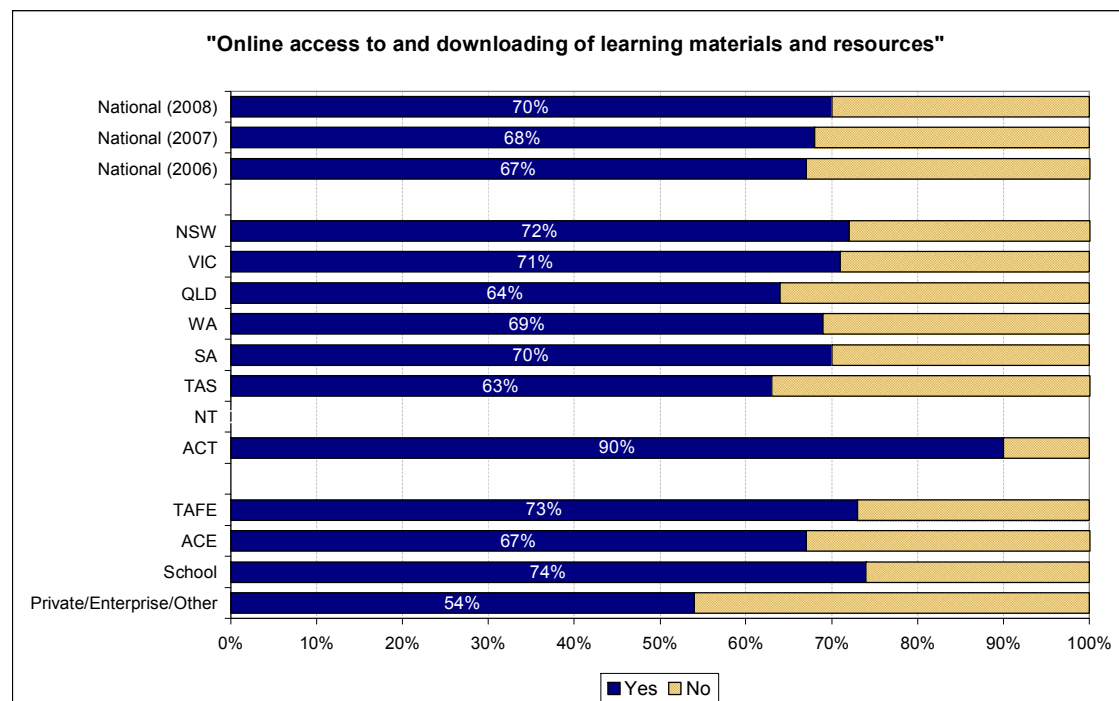
2008 E-learning Benchmarking Project Teacher and trainer survey

Question 3

In the last 12 months did you deliver any VET units that used e-learning in the following ways?

a) Online access to and downloading of learning materials and resources

		Yes	No	Total
Provider type	Private/Enterprise/Other	54%	46%	100%
	School	74%	26%	100%
	ACE	67%	33%	100%
	TAFE	73%	27%	100%
State/Territory	ACT	90%	10%	100%
	NT	Insufficient data from NT for analysis		
	TAS	63%	37%	100%
	SA	70%	30%	100%
	WA	69%	31%	100%
	QLD	64%	36%	100%
	VIC	71%	29%	100%
	NSW	72%	28%	100%
	National (2006)	67%	33%	100%
	National (2007)	68%	32%	100%
	National (2008)	70%	30%	100%



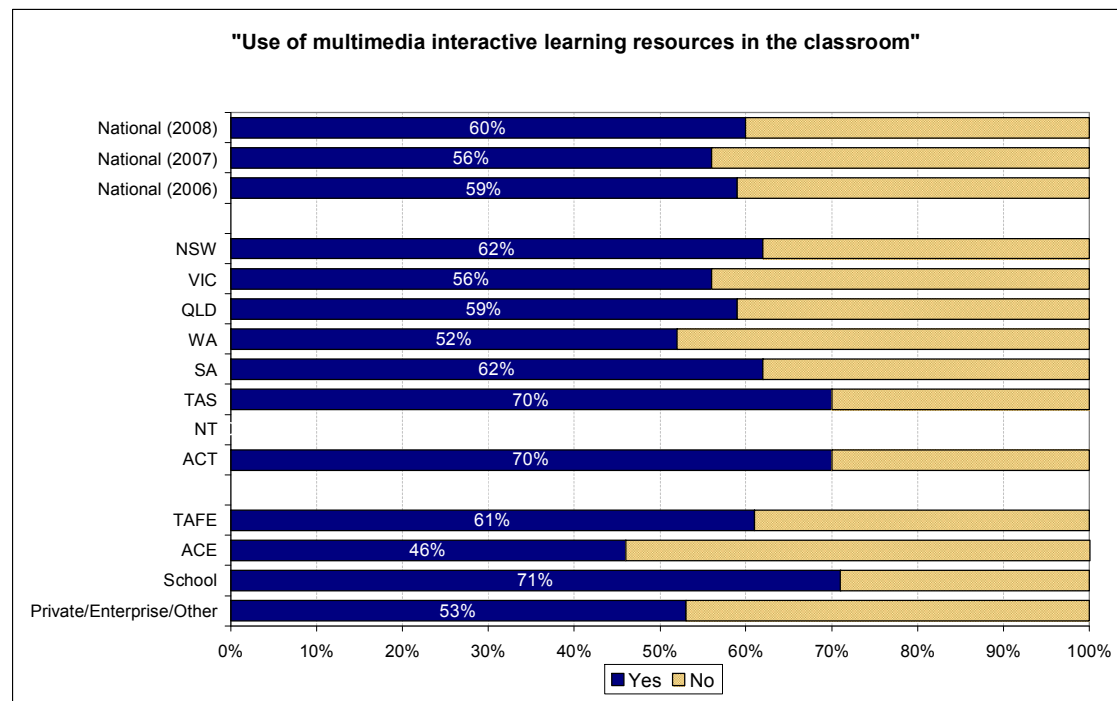
2008 E-learning Benchmarking Project Teacher and trainer survey

Question 3

In the last 12 months did you deliver any VET units that used e-learning in the following ways?

b) Use of multimedia interactive learning resources (eg web-based or CD-ROM learning resources, Flexible Learning Toolboxes) in the classroom

		Yes	No	Total
Provider type	Private/Enterprise/Other	53%	47%	100%
	School	71%	29%	100%
	ACE	46%	54%	100%
	TAFE	61%	39%	100%
State/Territory	ACT	70%	30%	100%
	NT	Insufficient data from NT for analysis		
	TAS	70%	30%	100%
	SA	62%	38%	100%
	WA	52%	48%	100%
	QLD	59%	41%	100%
	VIC	56%	44%	100%
	NSW	62%	38%	100%
	National (2006)	59%	41%	100%
	National (2007)	56%	44%	100%
National (2008)	60%	40%	100%	



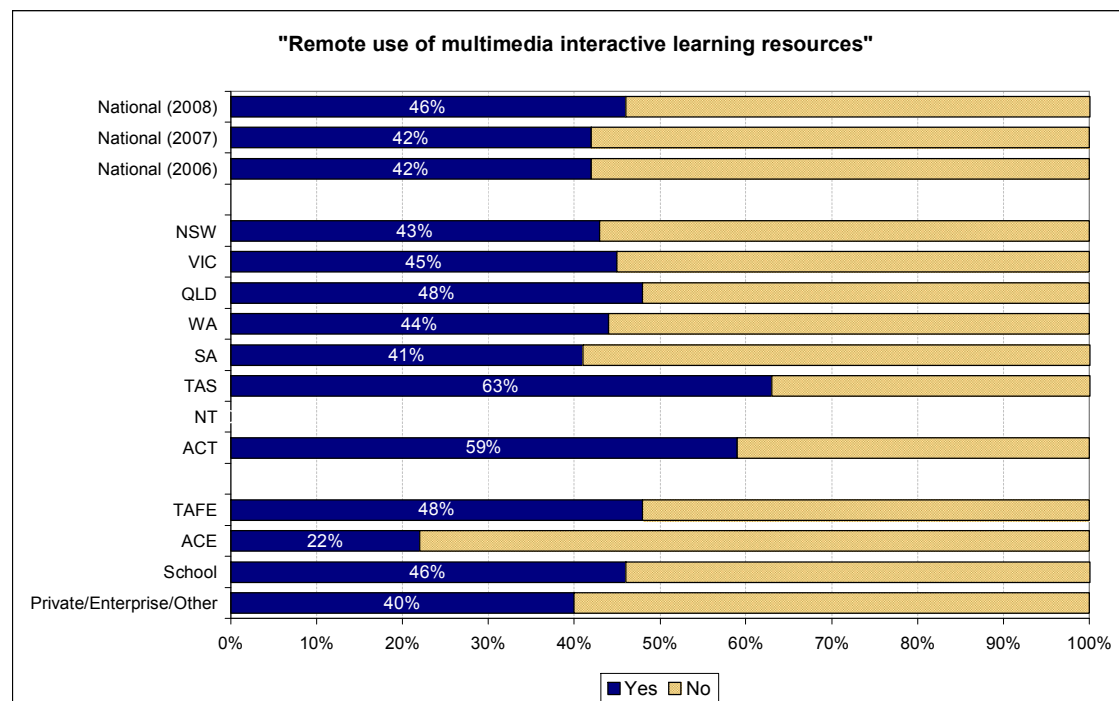
2008 E-learning Benchmarking Project Teacher and trainer survey

Question 3

In the last 12 months did you deliver any VET units that used e-learning in the following ways?

c) Remote use of multimedia interactive learning resources (eg web-based or CD-ROM learning resources, Flexible Learning Toolboxes)

	Yes	No	Total
Provider type			
Private/Enterprise/Other	40%	60%	100%
School	46%	54%	100%
ACE	22%	78%	100%
TAFE	48%	52%	100%
State/Territory			
ACT	59%	41%	100%
NT	Insufficient data from NT for analysis		100%
TAS	63%	37%	100%
SA	41%	59%	100%
WA	44%	56%	100%
QLD	48%	52%	100%
VIC	45%	55%	100%
NSW	43%	57%	100%
National (2006)	42%	58%	100%
National (2007)	42%	58%	100%
National (2008)	46%	54%	100%



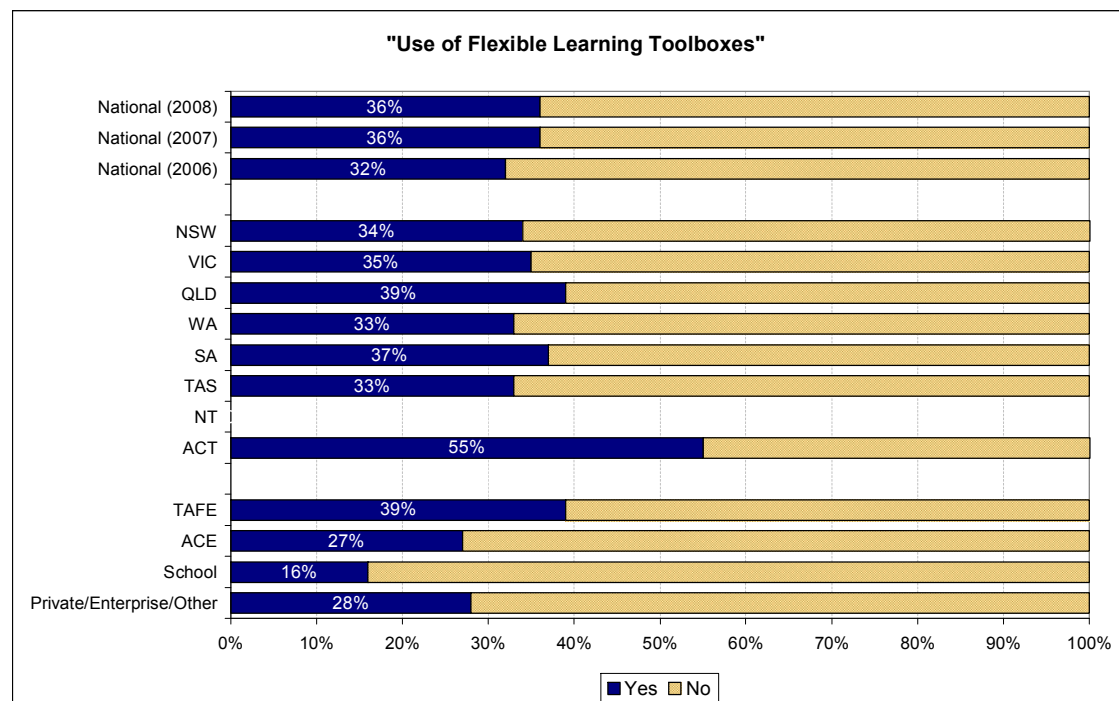
2008 E-learning Benchmarking Project Teacher and trainer survey

Question 3

In the last 12 months did you deliver any VET units that used e-learning in the following ways?

d) Use of Flexible Learning Toolboxes

		Yes	No	Total
Provider type	Private/Enterprise/Other	28%	72%	100%
	School	16%	84%	100%
	ACE	27%	73%	100%
	TAFE	39%	61%	100%
State/Territory	ACT	55%	45%	100%
	NT	Insufficient data from NT for analysis		
	TAS	33%	67%	100%
	SA	37%	63%	100%
	WA	33%	67%	100%
	QLD	39%	61%	100%
	VIC	35%	65%	100%
	NSW	34%	66%	100%
	National (2006)	32%	68%	100%
	National (2007)	36%	64%	100%
	National (2008)	36%	64%	100%



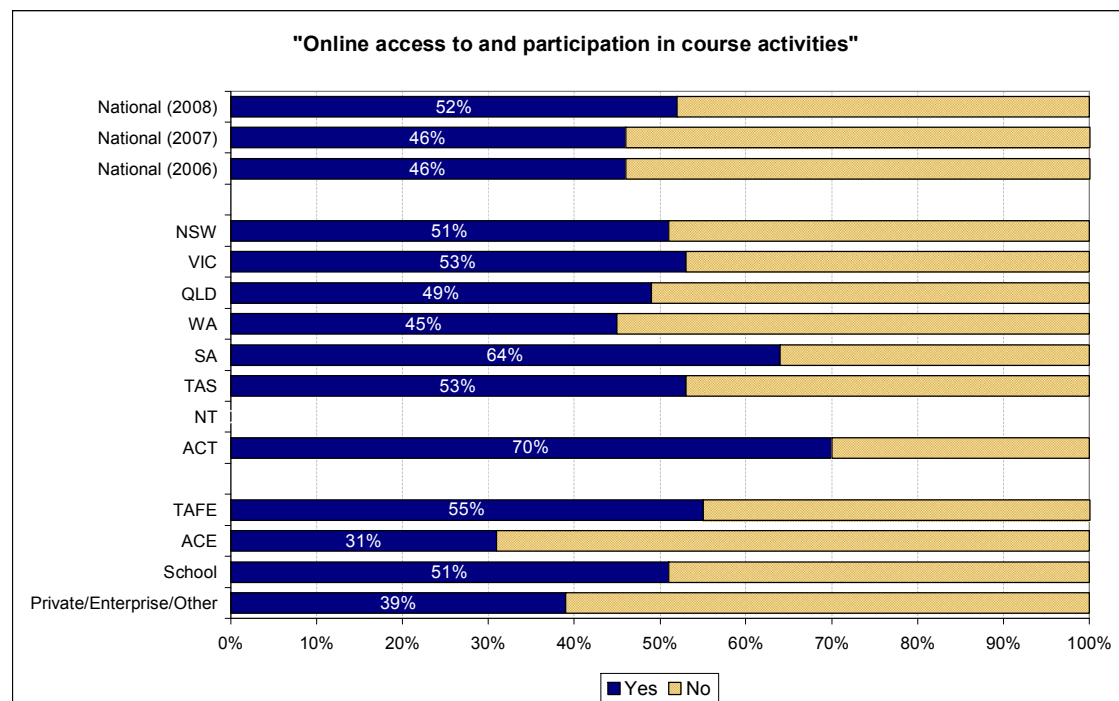
2008 E-learning Benchmarking Project Teacher and trainer survey

Question 3

In the last 12 months did you deliver any VET units that used e-learning in the following ways?

e) Online access to and participation in course activities

		Yes	No	Total
Provider type	Private/Enterprise/Other	39%	61%	100%
	School	51%	49%	100%
	ACE	31%	69%	100%
	TAFE	55%	45%	100%
State/Territory	ACT	70%	30%	100%
	NT	Insufficient data from NT for analysis		
	TAS	53%	47%	100%
	SA	64%	36%	100%
	WA	45%	55%	100%
	QLD	49%	51%	100%
	VIC	53%	47%	100%
	NSW	51%	49%	100%
	National (2006)	46%	54%	100%
	National (2007)	46%	54%	100%
	National (2008)	52%	48%	100%



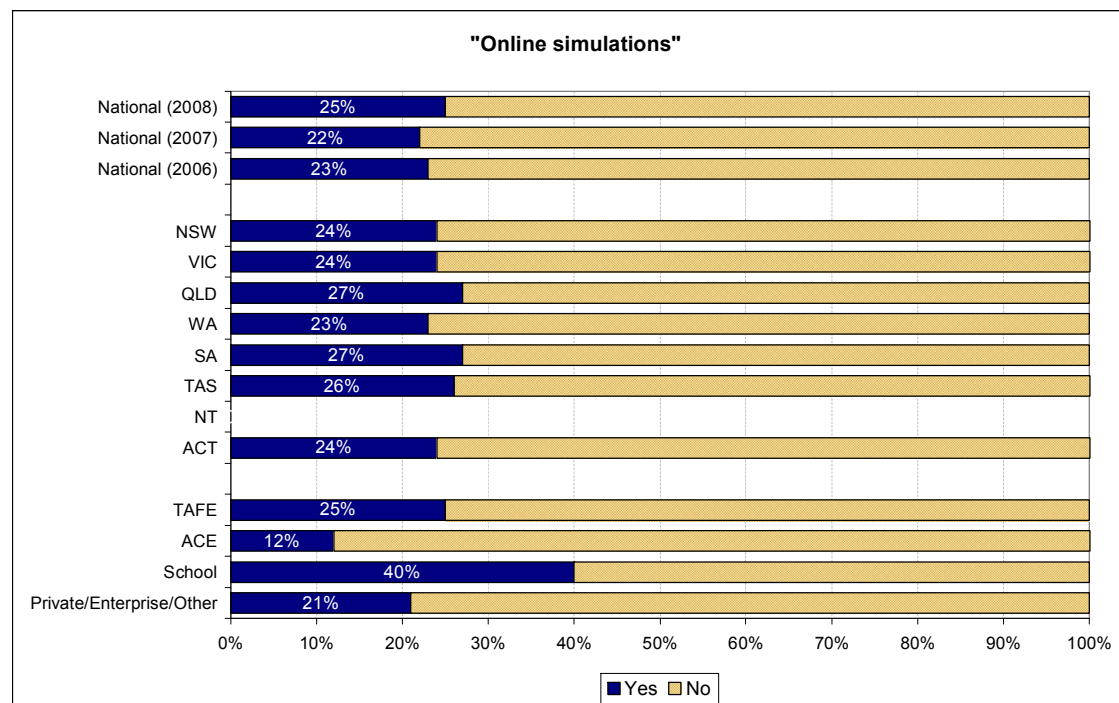
2008 E-learning Benchmarking Project Teacher and trainer survey

Question 3

In the last 12 months did you deliver any VET units that used e-learning in the following ways?

f) Online simulations

		Yes	No	Total
Provider type	Private/Enterprise/Other	21%	79%	100%
	School	40%	60%	100%
	ACE	12%	88%	100%
	TAFE	25%	75%	100%
State/Territory	ACT	24%	76%	100%
	NT	Insufficient data from NT for analysis		
	TAS	26%	74%	100%
	SA	27%	73%	100%
	WA	23%	77%	100%
	QLD	27%	73%	100%
	VIC	24%	76%	100%
	NSW	24%	76%	100%
	National (2006)	23%	77%	100%
	National (2007)	22%	78%	100%
	National (2008)	25%	75%	100%



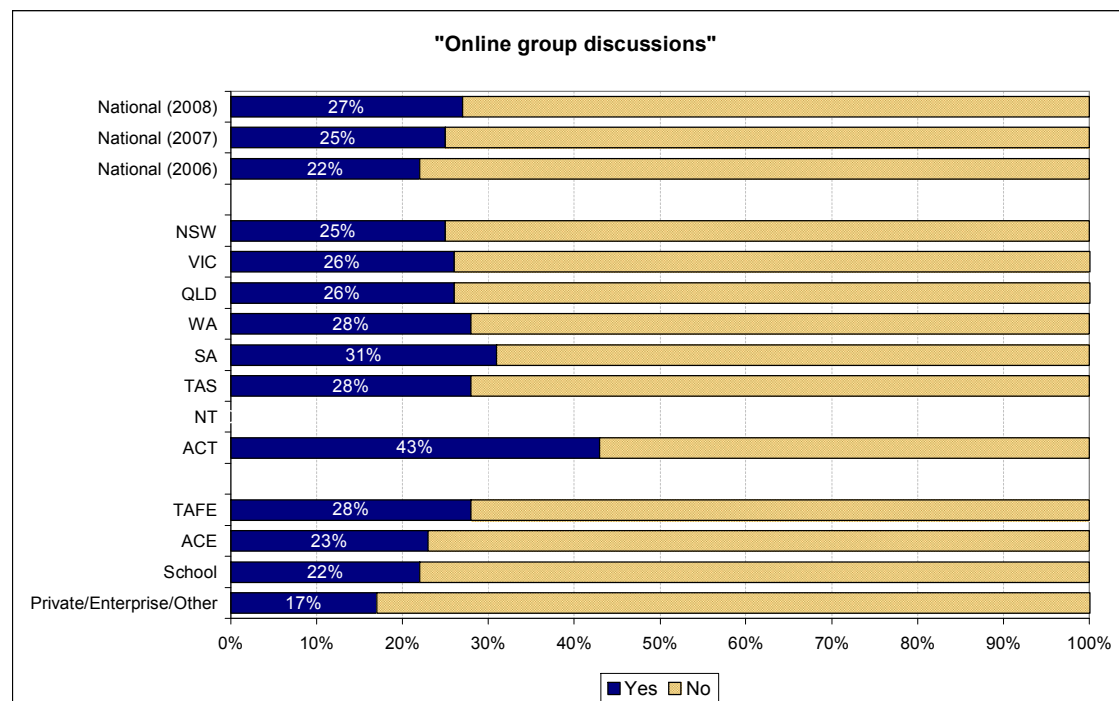
2008 E-learning Benchmarking Project Teacher and trainer survey

Question 3

In the last 12 months did you deliver any VET units that used e-learning in the following ways?

g) Online group discussions (synchronous/asynchronous)

		Yes	No	Total
Provider type	Private/Enterprise/Other	17%	83%	100%
	School	22%	78%	100%
	ACE	23%	77%	100%
	TAFE	28%	72%	100%
State/Territory	ACT	43%	57%	100%
	NT	Insufficient data from NT for analysis		
	TAS	28%	72%	100%
	SA	31%	69%	100%
	WA	28%	72%	100%
	QLD	26%	74%	100%
	VIC	26%	74%	100%
	NSW	25%	75%	100%
	National (2006)	22%	78%	100%
	National (2007)	25%	75%	100%
	National (2008)	27%	73%	100%



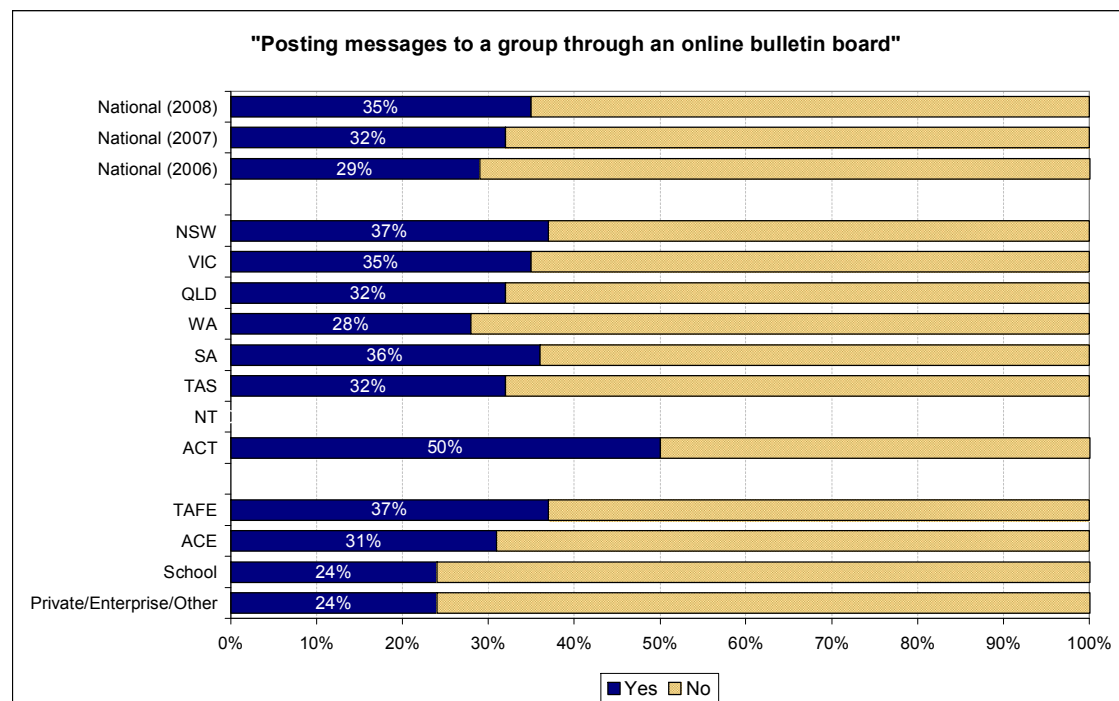
2008 E-learning Benchmarking Project Teacher and trainer survey

Question 3

In the last 12 months did you deliver any VET units that used e-learning in the following ways?

h) Posting messages to a group through an online bulletin board

		Yes	No	Total
Provider type	Private/Enterprise/Other	24%	76%	100%
	School	24%	76%	100%
	ACE	31%	69%	100%
	TAFE	37%	63%	100%
State/Territory	ACT	50%	50%	100%
	NT	Insufficient data from NT for analysis		
	TAS	32%	68%	100%
	SA	36%	64%	100%
	WA	28%	72%	100%
	QLD	32%	68%	100%
	VIC	35%	65%	100%
	NSW	37%	63%	100%
	National (2006)	29%	71%	100%
	National (2007)	32%	68%	100%
	National (2008)	35%	65%	100%



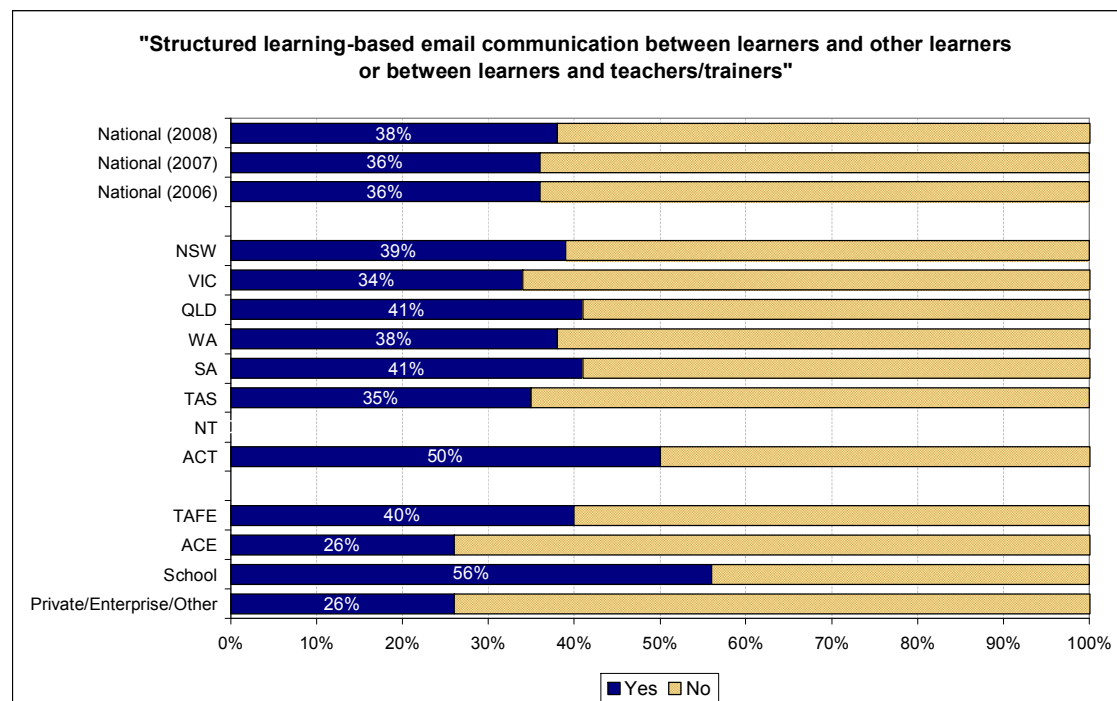
2008 E-learning Benchmarking Project Teacher and trainer survey

Question 3

In the last 12 months did you deliver any VET units that used e-learning in the following ways?

i) Structured learning-based email communication between learners and other learners or between learners and teachers/trainers

		Yes	No	Total
Provider type	Private/Enterprise/Other	26%	74%	100%
	School	56%	44%	100%
	ACE	26%	74%	100%
	TAFE	40%	60%	100%
State/Territory	ACT	50%	50%	100%
	NT	Insufficient data from NT for analysis		
	TAS	35%	65%	100%
	SA	41%	59%	100%
	WA	38%	62%	100%
	QLD	41%	59%	100%
	VIC	34%	66%	100%
	NSW	39%	61%	100%
	National (2006)	36%	64%	100%
	National (2007)	36%	64%	100%
National (2008)	38%	62%	100%	



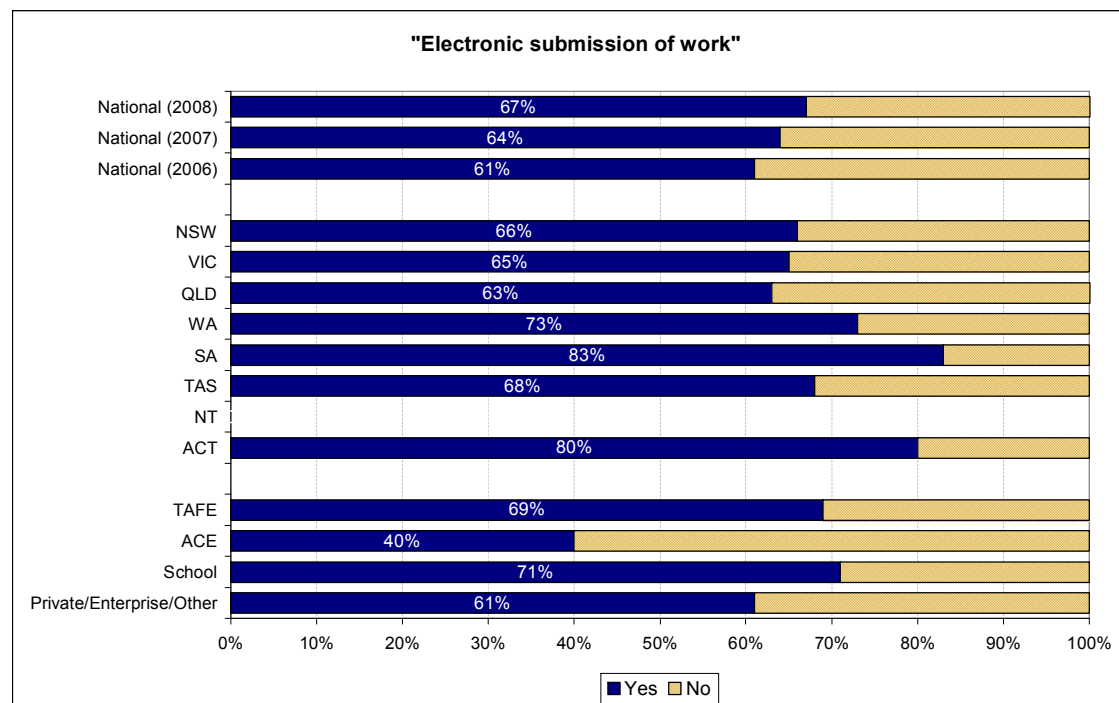
2008 E-learning Benchmarking Project Teacher and trainer survey

Question 3

In the last 12 months did you deliver any VET units that used e-learning in the following ways?

j) Electronic submission of work

		Yes	No	Total
Provider type	Private/Enterprise/Other	61%	39%	100%
	School	71%	29%	100%
	ACE	40%	60%	100%
	TAFE	69%	31%	100%
State/Territory	ACT	80%	20%	100%
	NT	Insufficient data from NT for analysis		
	TAS	68%	32%	100%
	SA	83%	17%	100%
	WA	73%	27%	100%
	QLD	63%	37%	100%
	VIC	65%	35%	100%
	NSW	66%	34%	100%
	National (2006)	61%	39%	100%
	National (2007)	64%	36%	100%
	National (2008)	67%	33%	100%



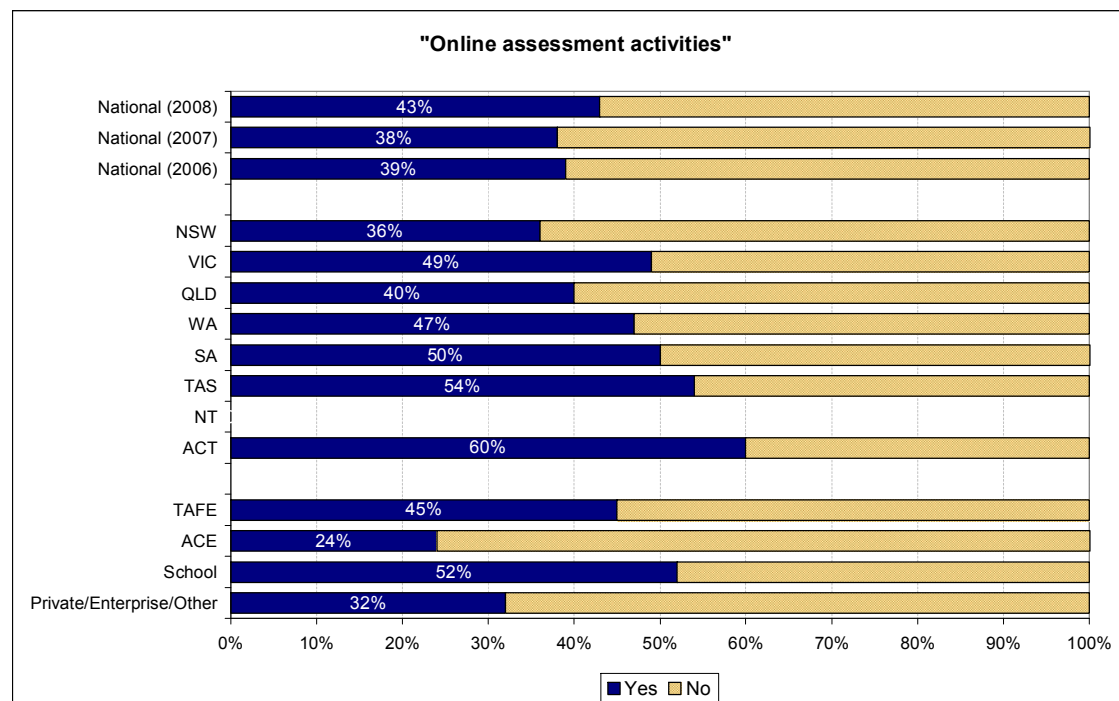
2008 E-learning Benchmarking Project Teacher and trainer survey

Question 3

In the last 12 months did you deliver any VET units that used e-learning in the following ways?

k) Online assessment activities

		Yes	No	Total
Provider type	Private/Enterprise/Other	32%	68%	100%
	School	52%	48%	100%
	ACE	24%	76%	100%
	TAFE	45%	55%	100%
State/Territory	ACT	60%	40%	100%
	NT	Insufficient data from NT for analysis		
	TAS	54%	46%	100%
	SA	50%	50%	100%
	WA	47%	53%	100%
	QLD	40%	60%	100%
	VIC	49%	51%	100%
	NSW	36%	64%	100%
	National (2006)	39%	61%	100%
	National (2007)	38%	62%	100%
	National (2008)	43%	57%	100%



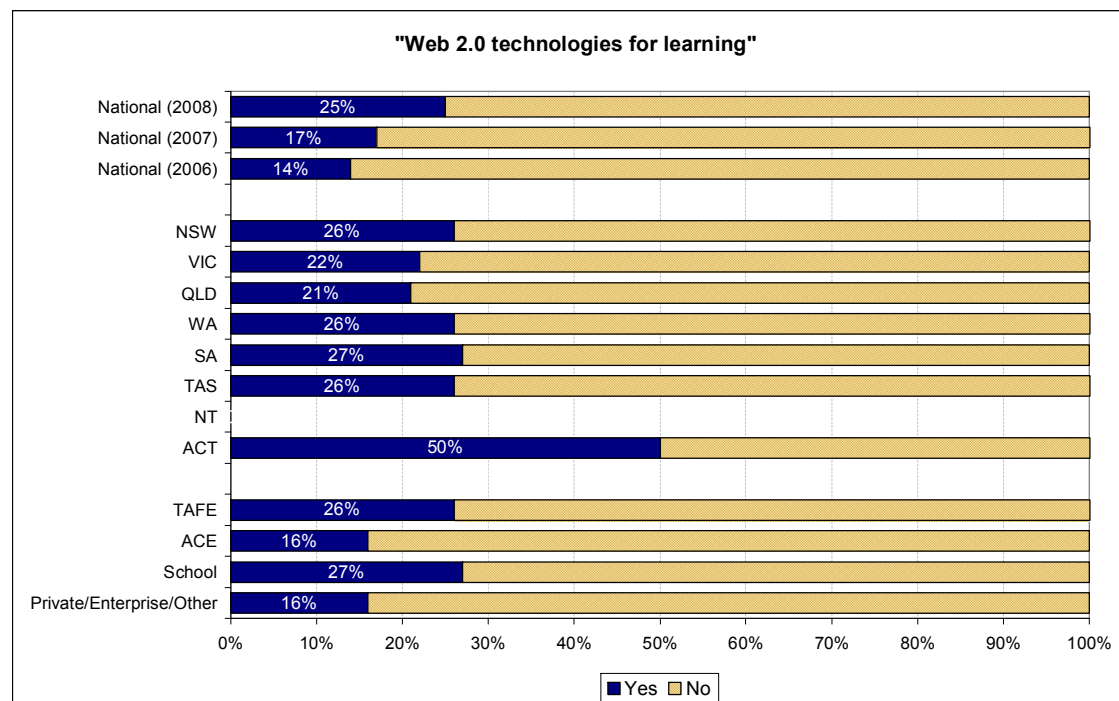
2008 E-learning Benchmarking Project Teacher and trainer survey

Question 3

In the last 12 months did you deliver any VET units that used e-learning in the following ways?

l) Use of web 2.0 technologies (eg blogs, wikis) for learning.

		Yes	No	Total
Provider type	Private/Enterprise/Other	16%	84%	100%
	School	27%	73%	100%
	ACE	16%	84%	100%
	TAFE	26%	74%	100%
State/Territory	ACT	50%	50%	100%
	NT	Insufficient data from NT for analysis		
	TAS	26%	74%	100%
	SA	27%	73%	100%
	WA	26%	74%	100%
	QLD	21%	79%	100%
	VIC	22%	78%	100%
	NSW	26%	74%	100%
	National (2006)	14%	86%	100%
	National (2007)	17%	83%	100%
	National (2008)	25%	75%	100%

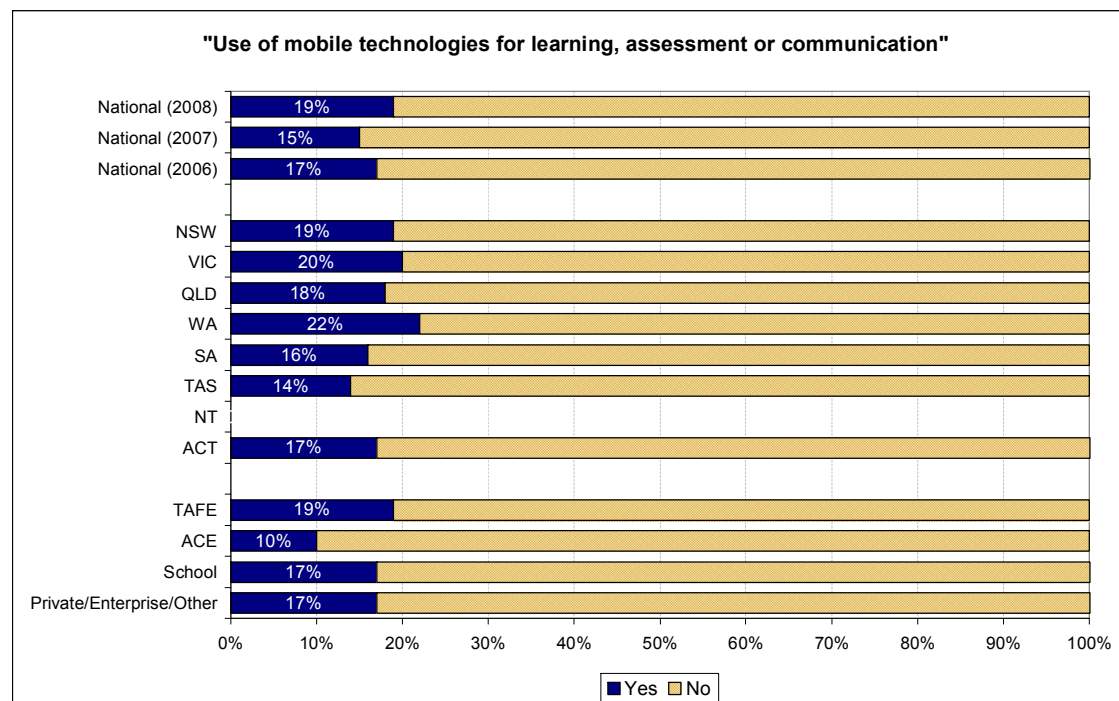


2008 E-learning Benchmarking Project Teacher and trainer survey

Question 3

In the last 12 months did you deliver any VET units that used e-learning in the following ways?
m) Use of mobile technologies for learning, assessment or communication.

	Yes	No	Total
Provider type Private/Enterprise/Other	17%	83%	100%
School	17%	83%	100%
ACE	10%	90%	100%
TAFE	19%	81%	100%
State/Territory ACT	17%	83%	100%
NT	Insufficient data from NT for analysis		
TAS	14%	86%	100%
SA	16%	84%	100%
WA	22%	78%	100%
QLD	18%	82%	100%
VIC	20%	80%	100%
NSW	19%	81%	100%
National (2006)	17%	83%	100%
National (2007)	15%	85%	100%
National (2008)	19%	81%	100%



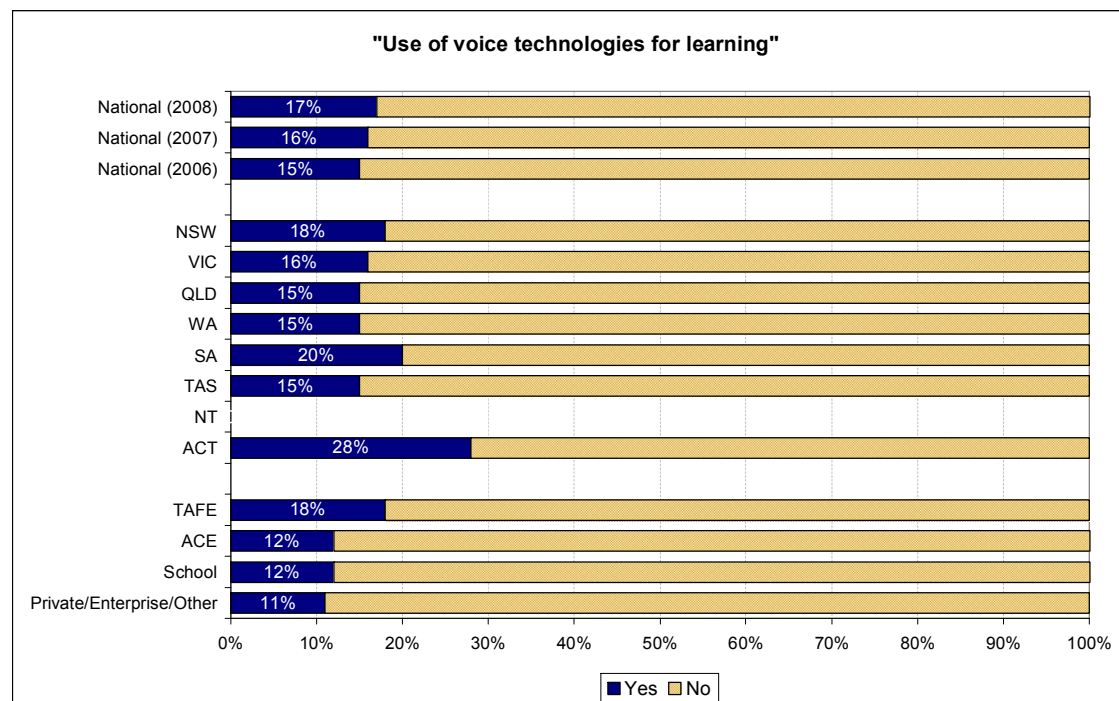
2008 E-learning Benchmarking Project Teacher and trainer survey

Question 3

In the last 12 months did you deliver any VET units that used e-learning in the following ways?

n) Use of voice technologies for learning.

		Yes	No	Total
Provider type	Private/Enterprise/Other	11%	89%	100%
	School	12%	88%	100%
	ACE	12%	88%	100%
	TAFE	18%	82%	100%
State/Territory	ACT	28%	72%	100%
	NT	Insufficient data from NT for analysis		
	TAS	15%	85%	100%
	SA	20%	80%	100%
	WA	15%	85%	100%
	QLD	15%	85%	100%
	VIC	16%	84%	100%
	NSW	18%	82%	100%
	National (2006)	15%	85%	100%
	National (2007)	16%	84%	100%
	National (2008)	17%	83%	100%



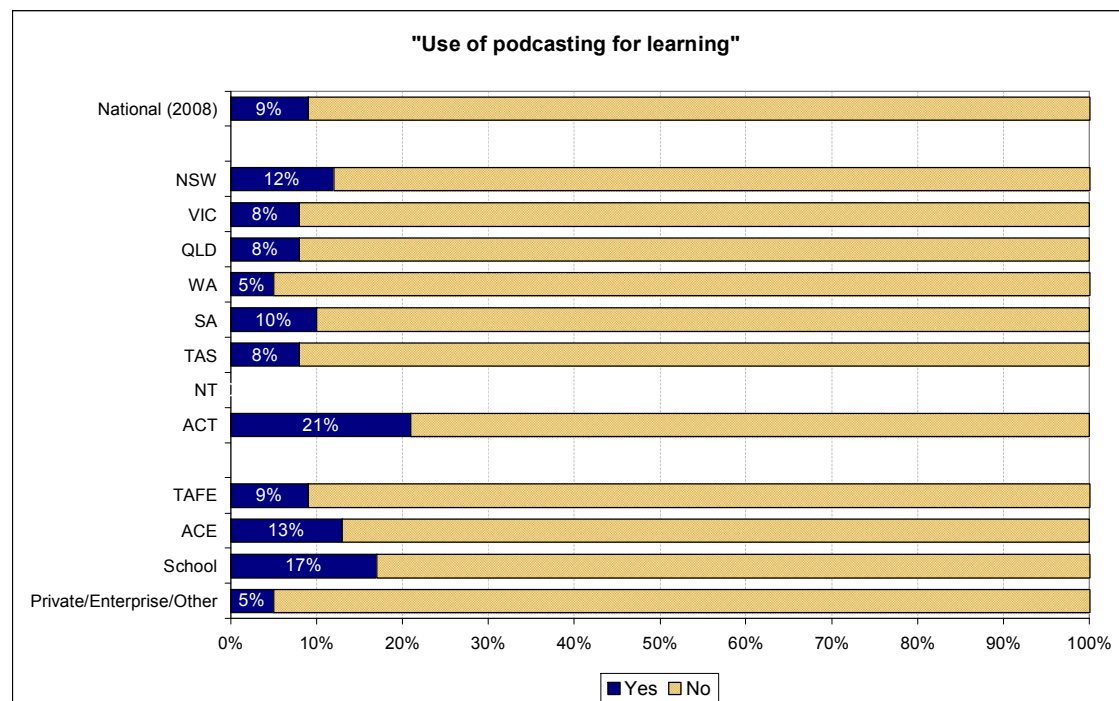
2008 E-learning Benchmarking Project Teacher and trainer survey

Question 3

In the last 12 months did you deliver any VET units that used e-learning in the following ways?

o) Use of podcasting for learning

		Yes	No	Total
Provider type	Private/Enterprise/Other	5%	95%	100%
	School	17%	83%	100%
	ACE	13%	87%	100%
	TAFE	9%	91%	100%
State/Territory	ACT	21%	79%	100%
	NT	Insufficient data from NT for analysis		
	TAS	8%	92%	100%
	SA	10%	90%	100%
	WA	5%	95%	100%
	QLD	8%	92%	100%
	VIC	8%	92%	100%
	NSW	12%	88%	100%
	National (2008)	9%	91%	100%



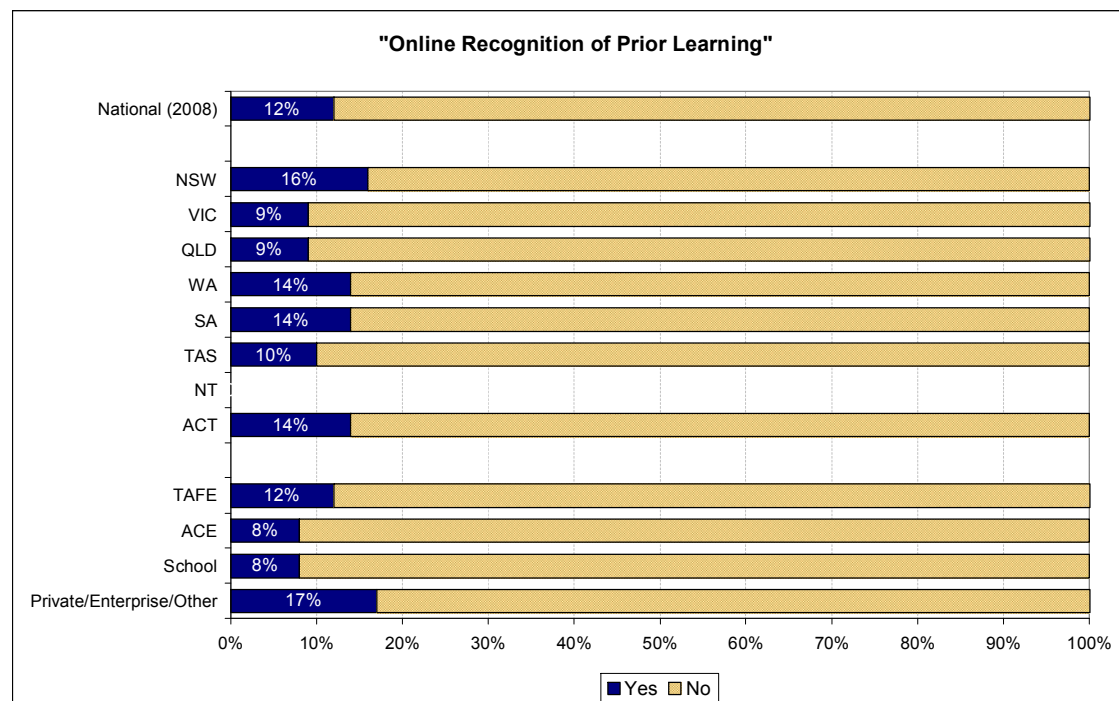
2008 E-learning Benchmarking Project Teacher and trainer survey

Question 3

In the last 12 months did you deliver any VET units that used e-learning in the following ways?

p) Online Recognition of Prior Learning

		Yes	No	Total
Provider type	Private/Enterprise/Other	17%	83%	100%
	School	8%	92%	100%
	ACE	8%	92%	100%
	TAFE	12%	88%	100%
State/Territory	ACT	14%	86%	100%
	NT	Insufficient data from NT for analysis		
	TAS	10%	90%	100%
	SA	14%	86%	100%
	WA	14%	86%	100%
	QLD	9%	91%	100%
	VIC	9%	91%	100%
	NSW	16%	84%	100%
	National (2008)	12%	88%	100%



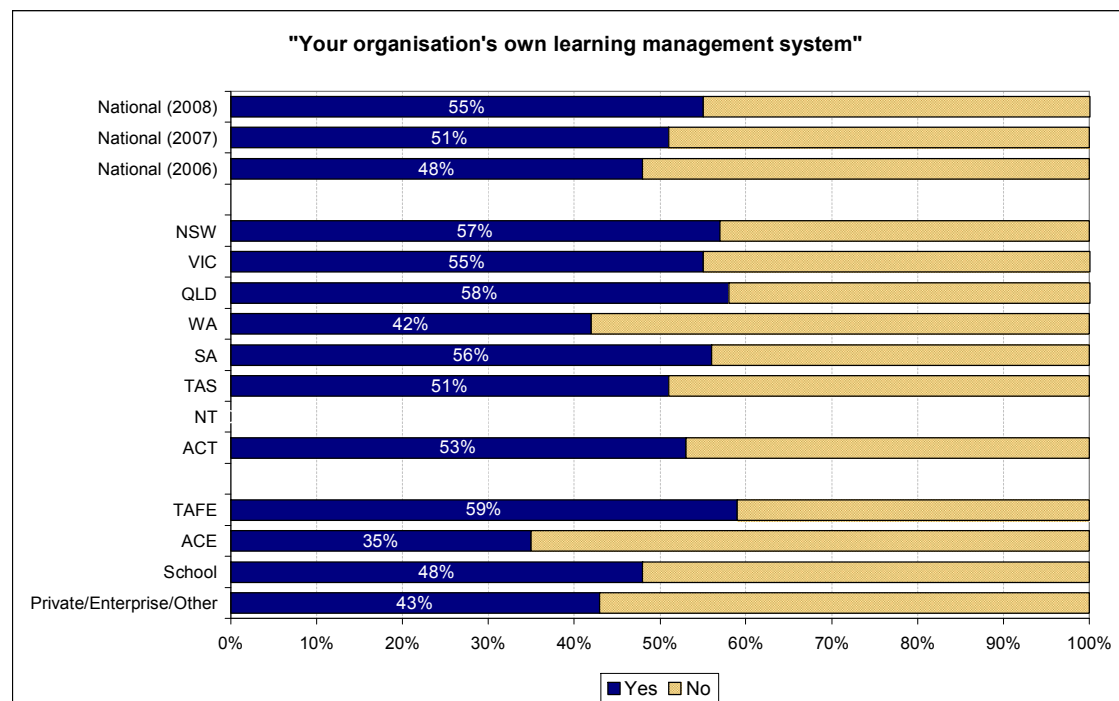
2008 E-learning Benchmarking Project Teacher and trainer survey

Question 4

Have you accessed VET units that use e-learning from any of the following sources?

a) Your organisation's own learning management system

	Yes	No	Total	
Provider type	Private/Enterprise/Other	43%	57%	100%
	School	48%	52%	100%
	ACE	35%	65%	100%
	TAFE	59%	41%	100%
State/Territory	ACT	53%	47%	100%
	NT	Insufficient data from NT for analysis		
	TAS	51%	49%	100%
	SA	56%	44%	100%
	WA	42%	58%	100%
	QLD	58%	42%	100%
	VIC	55%	45%	100%
	NSW	57%	43%	100%
	National (2006)	48%	52%	100%
	National (2007)	51%	49%	100%
	National (2008)	55%	45%	100%



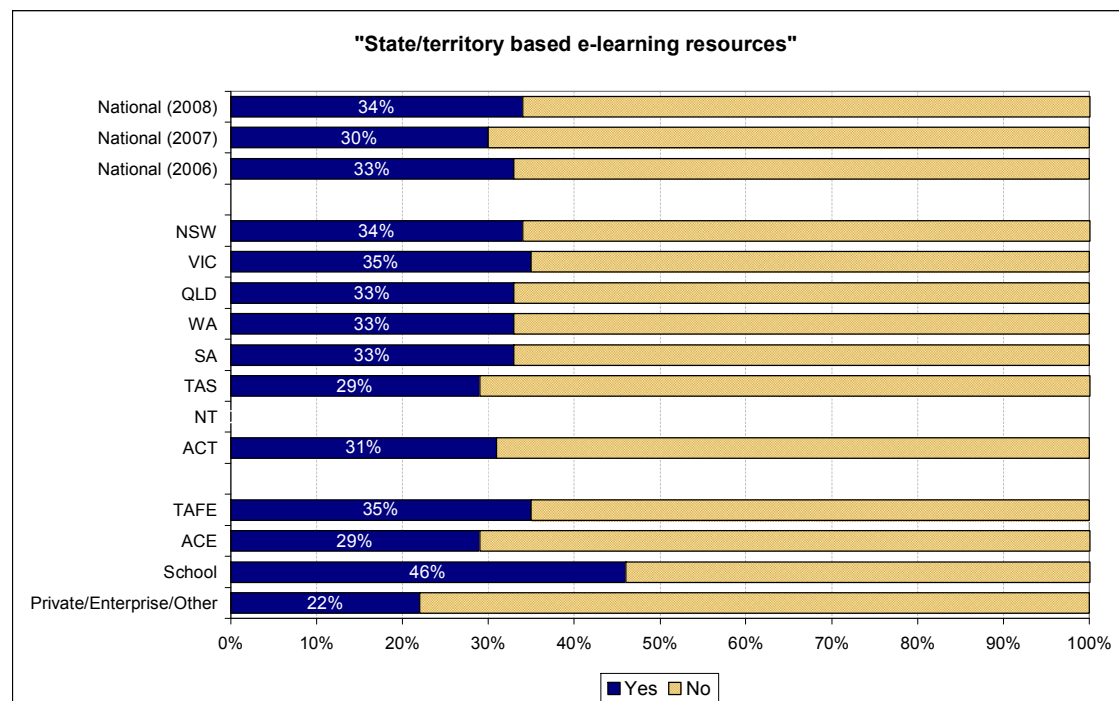
2008 E-learning Benchmarking Project Teacher and trainer survey

Question 4

Have you accessed VET units that use e-learning from any of the following sources?

b) State/territory based e-learning resources

		Yes	No	Total
Provider type	Private/Enterprise/Other	22%	78%	100%
	School	46%	54%	100%
	ACE	29%	71%	100%
	TAFE	35%	65%	100%
State/Territory	ACT	31%	69%	100%
	NT	Insufficient data from NT for analysis		
	TAS	29%	71%	100%
	SA	33%	67%	100%
	WA	33%	67%	100%
	QLD	33%	67%	100%
	VIC	35%	65%	100%
	NSW	34%	66%	100%
	National (2006)	33%	67%	100%
	National (2007)	30%	70%	100%
	National (2008)	34%	66%	100%



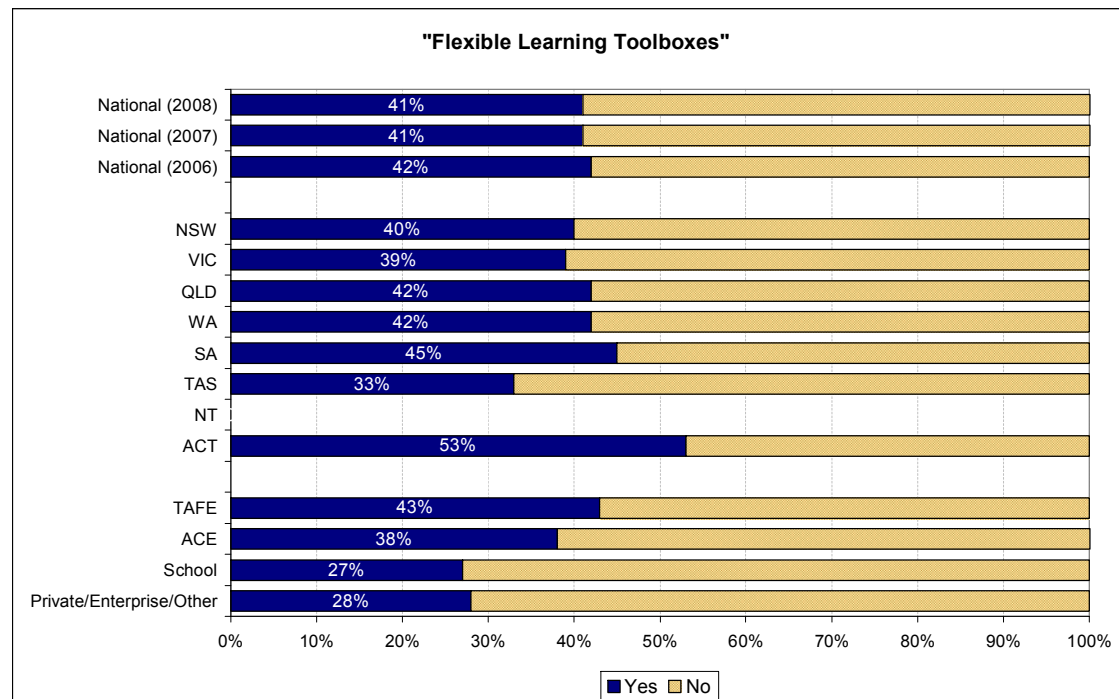
2008 E-learning Benchmarking Project Teacher and trainer survey

Question 4

Have you accessed VET units that use e-learning from any of the following sources?

c) Flexible Learning Toolboxes

		Yes	No	Total
Provider type	Private/Enterprise/Other	28%	72%	100%
	School	27%	73%	100%
	ACE	38%	62%	100%
	TAFE	43%	57%	100%
State/Territory	ACT	53%	47%	100%
	NT	Insufficient data from NT for analysis		
	TAS	33%	67%	100%
	SA	45%	55%	100%
	WA	42%	58%	100%
	QLD	42%	58%	100%
	VIC	39%	61%	100%
	NSW	40%	60%	100%
	National (2006)	42%	58%	100%
	National (2007)	41%	59%	100%
	National (2008)	41%	59%	100%

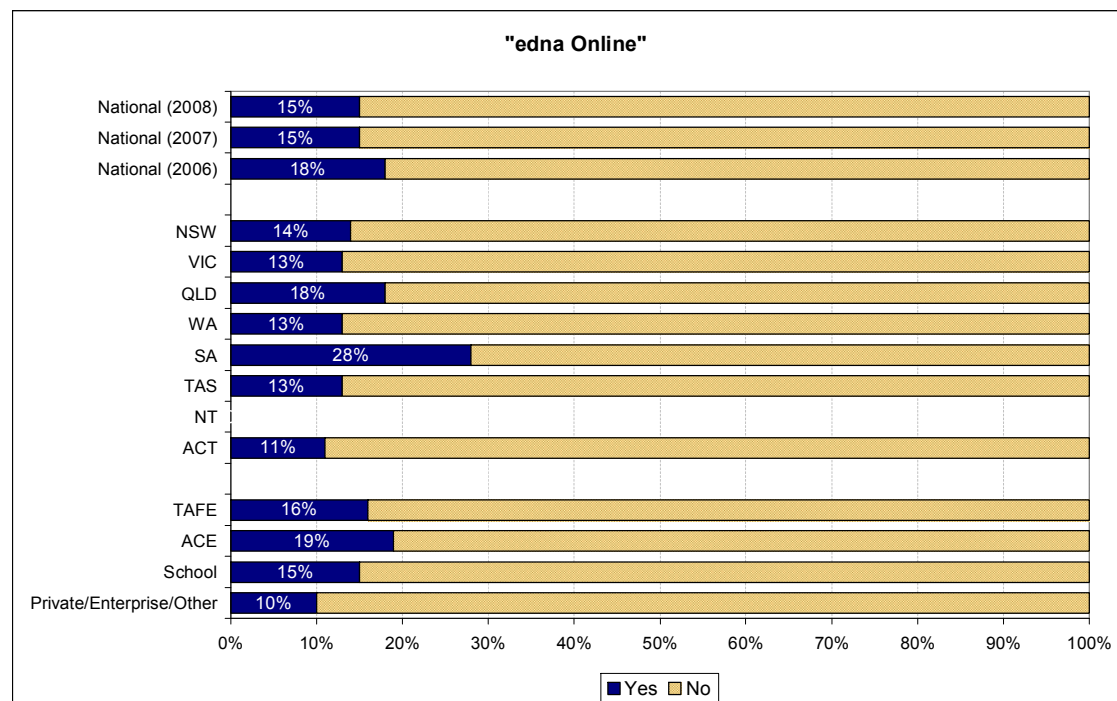


2008 E-learning Benchmarking Project Teacher and trainer survey

Question 4

Have you accessed VET units that use e-learning from any of the following sources?
d) edna Online

	Yes	No	Total
Provider type			
Private/Enterprise/Other	10%	90%	100%
School	15%	85%	100%
ACE	19%	81%	100%
TAFE	16%	84%	100%
State/Territory			
ACT	11%	89%	100%
NT	Insufficient data from NT for analysis		
TAS	13%	87%	100%
SA	28%	72%	100%
WA	13%	87%	100%
QLD	18%	82%	100%
VIC	13%	87%	100%
NSW	14%	86%	100%
National (2006)	18%	82%	100%
National (2007)	15%	85%	100%
National (2008)	15%	85%	100%

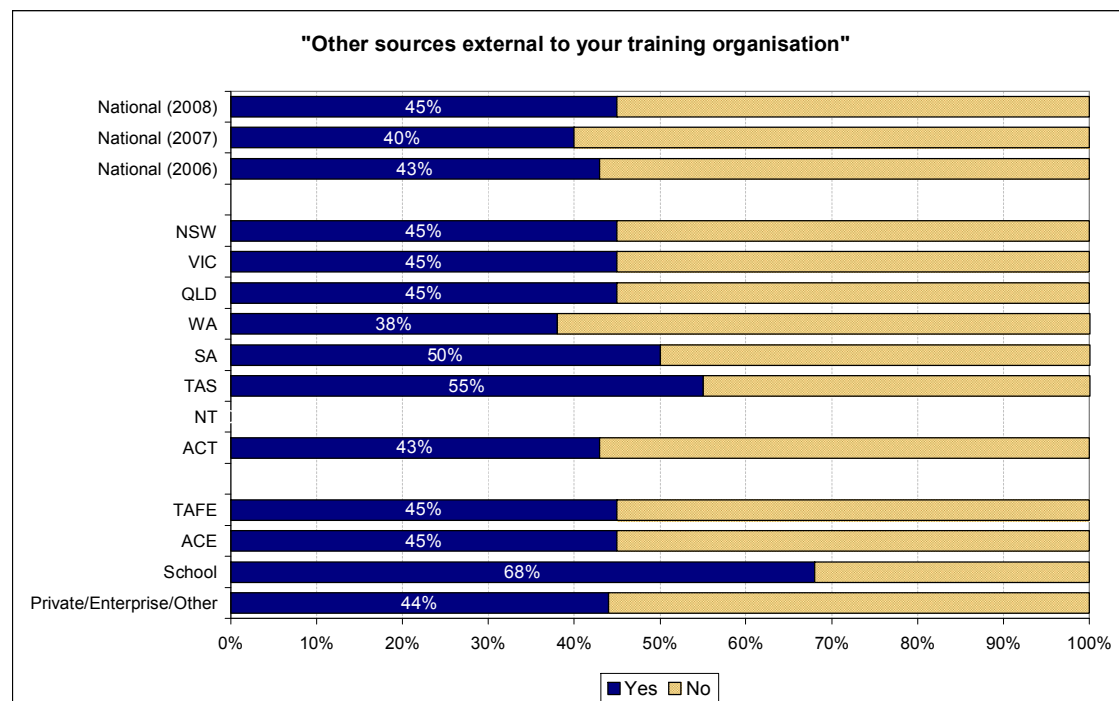


2008 E-learning Benchmarking Project Teacher and trainer survey

Question 4

Have you accessed VET units that use e-learning from any of the following sources?
e) Other sources external to your training organisation

	Yes	No	Total
Provider type			
Private/Enterprise/Other	44%	56%	100%
School	68%	32%	100%
ACE	45%	55%	100%
TAFE	45%	55%	100%
State/Territory			
ACT	43%	57%	100%
NT	Insufficient data from NT for analysis		
TAS	55%	45%	100%
SA	50%	50%	100%
WA	38%	62%	100%
QLD	45%	55%	100%
VIC	45%	55%	100%
NSW	45%	55%	100%
National (2006)	43%	57%	100%
National (2007)	40%	60%	100%
National (2008)	45%	55%	100%



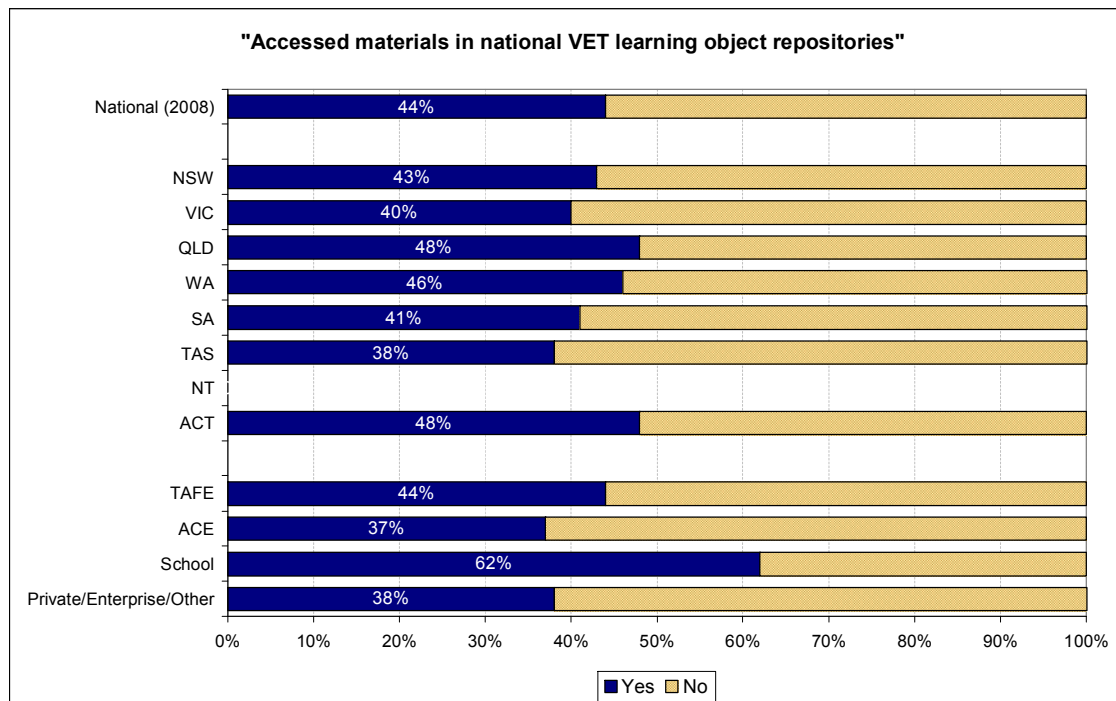
2008 E-learning Benchmarking Project Teacher and trainer survey

Question 5

In the last 12 months have you ...

a) Accessed materials in national VET learning object repositories?

		Yes	No	Total	
Provider type	Private/Enterprise/Other	38%	62%	100%	
	School	62%	38%	100%	
	ACE	37%	63%	100%	
	TAFE	44%	56%	100%	
State/Territory	ACT	48%	52%	100%	
	NT	Insufficient data from NT for analysis			
	TAS	38%	62%	100%	
	SA	41%	59%	100%	
	WA	46%	54%	100%	
	QLD	48%	52%	100%	
	VIC	40%	60%	100%	
	NSW	43%	57%	100%	
	National (2008)		44%	56%	100%



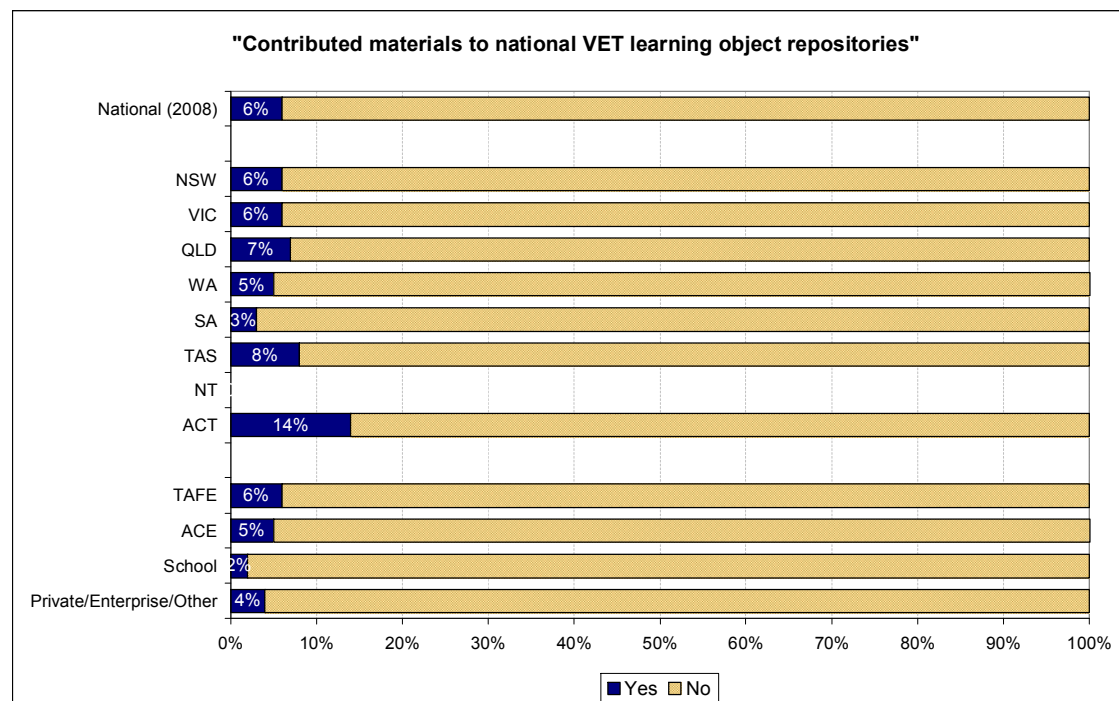
2008 E-learning Benchmarking Project Teacher and trainer survey

Question 5

In the last 12 months have you ...

b) Contributed materials to national VET learning object repositories?

		Yes	No	Total
Provider type	Private/Enterprise/Other	4%	96%	100%
	School	2%	98%	100%
	ACE	5%	95%	100%
	TAFE	6%	94%	100%
State/Territory	ACT	14%	86%	100%
	NT	Insufficient data from NT for analysis		
	TAS	8%	92%	100%
	SA	3%	97%	100%
	WA	5%	95%	100%
	QLD	7%	93%	100%
	VIC	6%	94%	100%
	NSW	6%	94%	100%
	National (2008)	6%	94%	100%



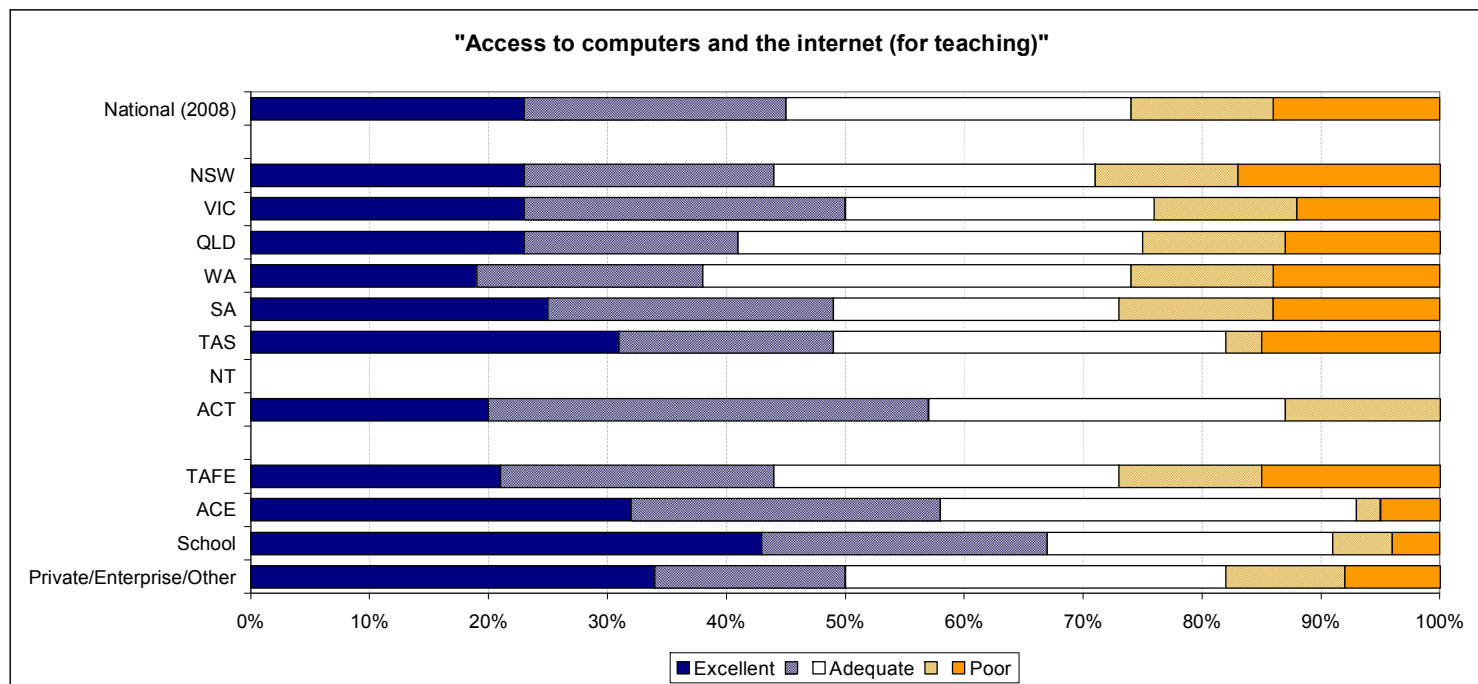
2008 E-learning Benchmarking Project Teacher and trainer survey

Question 6

Please rate your access to the following in terms of supporting your use of e-learning.

a) Computers and the internet (for teaching)

		Excellent		Adequate		Poor	Total	
Provider type	Private/Enterprise/Other	34%	16%	32%	10%	8%	100%	
	School	43%	24%	24%	5%	4%	100%	
	ACE	32%	26%	35%	2%	5%	100%	
	TAFE	21%	23%	29%	12%	15%	100%	
State/Territory	ACT	20%	37%	30%	13%	0%	100%	
	NT	Insufficient data from NT for analysis						
	TAS	31%	18%	33%	3%	15%	100%	
	SA	25%	24%	24%	13%	14%	100%	
	WA	19%	19%	36%	12%	14%	100%	
	QLD	23%	18%	34%	12%	13%	100%	
	VIC	23%	27%	26%	12%	12%	100%	
	NSW	23%	21%	27%	12%	17%	100%	
	National (2008)		23%	22%	29%	12%	14%	100%

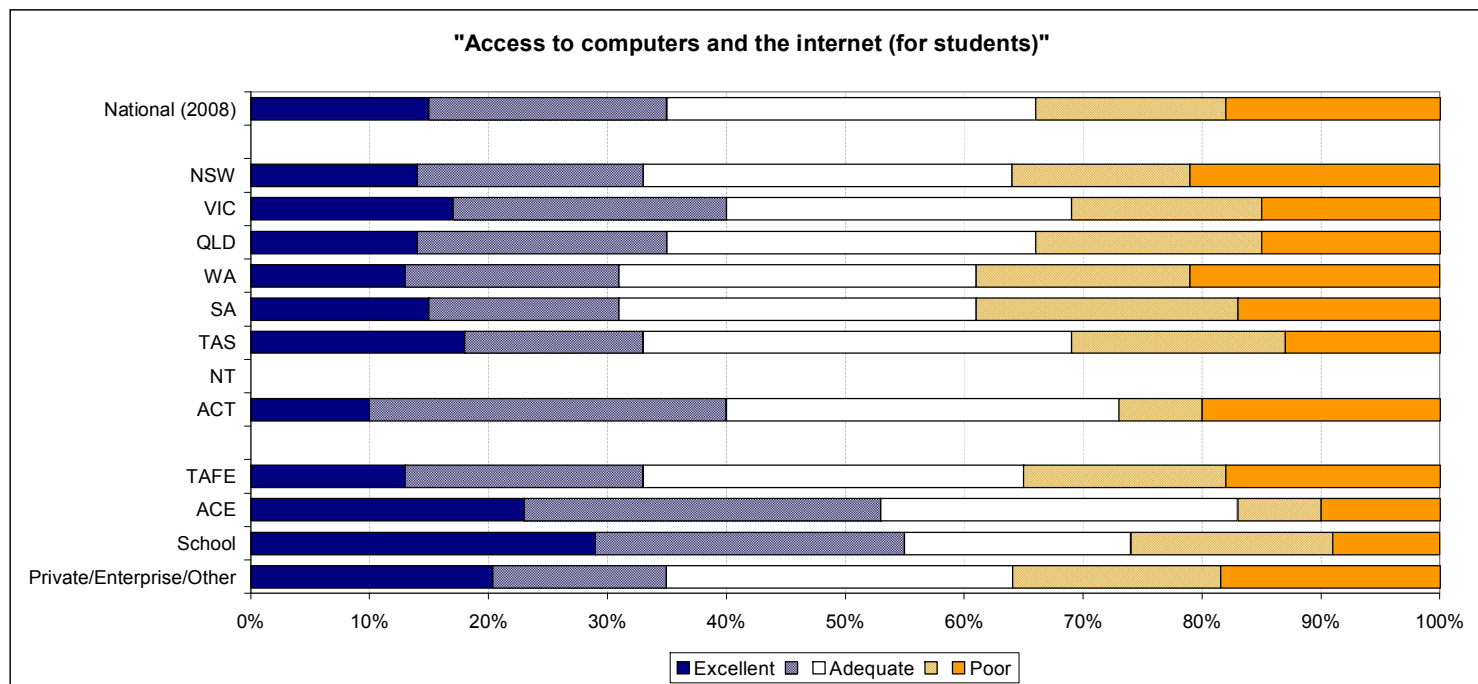


2008 E-learning Benchmarking Project Teacher and trainer survey

Question 6

Please rate your access to the following in terms of supporting your use of e-learning.
b) Computers and the internet (for students)

		Excellent		Adequate		Poor	Total	
Provider type	Private/Enterprise/Other	21%	15%	30%	18%	19%	103%	
	School	29%	26%	19%	17%	9%	100%	
	ACE	23%	30%	30%	7%	10%	100%	
	TAFE	13%	20%	32%	17%	18%	100%	
State/Territory	ACT	10%	30%	33%	7%	20%	100%	
	NT	Insufficient data from NT for analysis						
	TAS	18%	15%	36%	18%	13%	100%	
	SA	15%	16%	30%	22%	17%	100%	
	WA	13%	18%	30%	18%	21%	100%	
	QLD	14%	21%	31%	19%	15%	100%	
	VIC	17%	23%	29%	16%	15%	100%	
	NSW	14%	19%	31%	15%	21%	100%	
	National (2008)		15%	20%	31%	16%	18%	100%

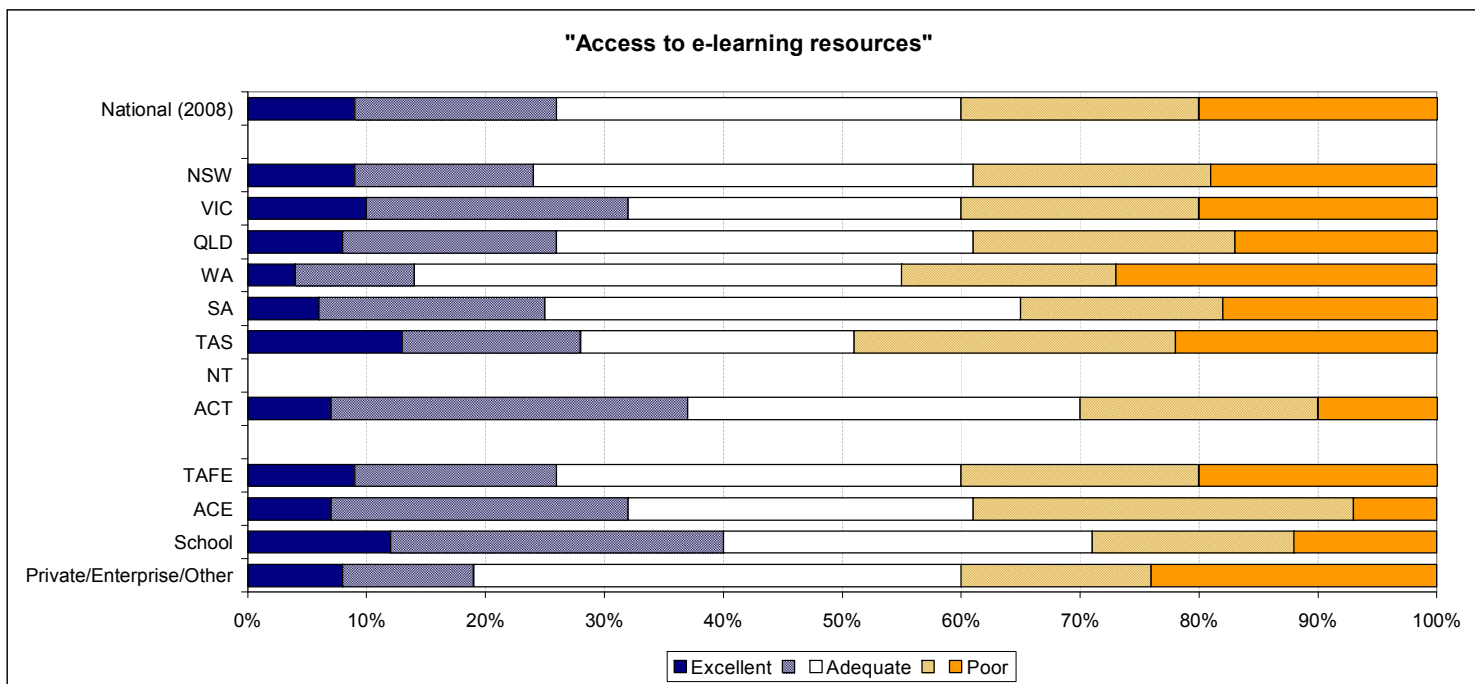


2008 E-learning Benchmarking Project Teacher and trainer survey

Question 6

Please rate your access to the following in terms of supporting your use of e-learning.
c) E-learning resources

		Excellent		Adequate		Poor	Total
Provider type	Private/Enterprise/Other	8%	11%	41%	16%	24%	100%
	School	12%	28%	31%	17%	12%	100%
	ACE	7%	25%	29%	32%	7%	100%
	TAFE	9%	17%	34%	20%	20%	100%
State/Territory	ACT	7%	30%	33%	20%	10%	100%
	NT	Insufficient data from NT for analysis					
	TAS	13%	15%	23%	27%	22%	100%
	SA	6%	19%	40%	17%	18%	100%
	WA	4%	10%	41%	18%	27%	100%
	QLD	8%	18%	35%	22%	17%	100%
	VIC	10%	22%	28%	20%	20%	100%
	NSW	9%	15%	37%	20%	19%	100%
	National (2008)	9%	17%	34%	20%	20%	100%

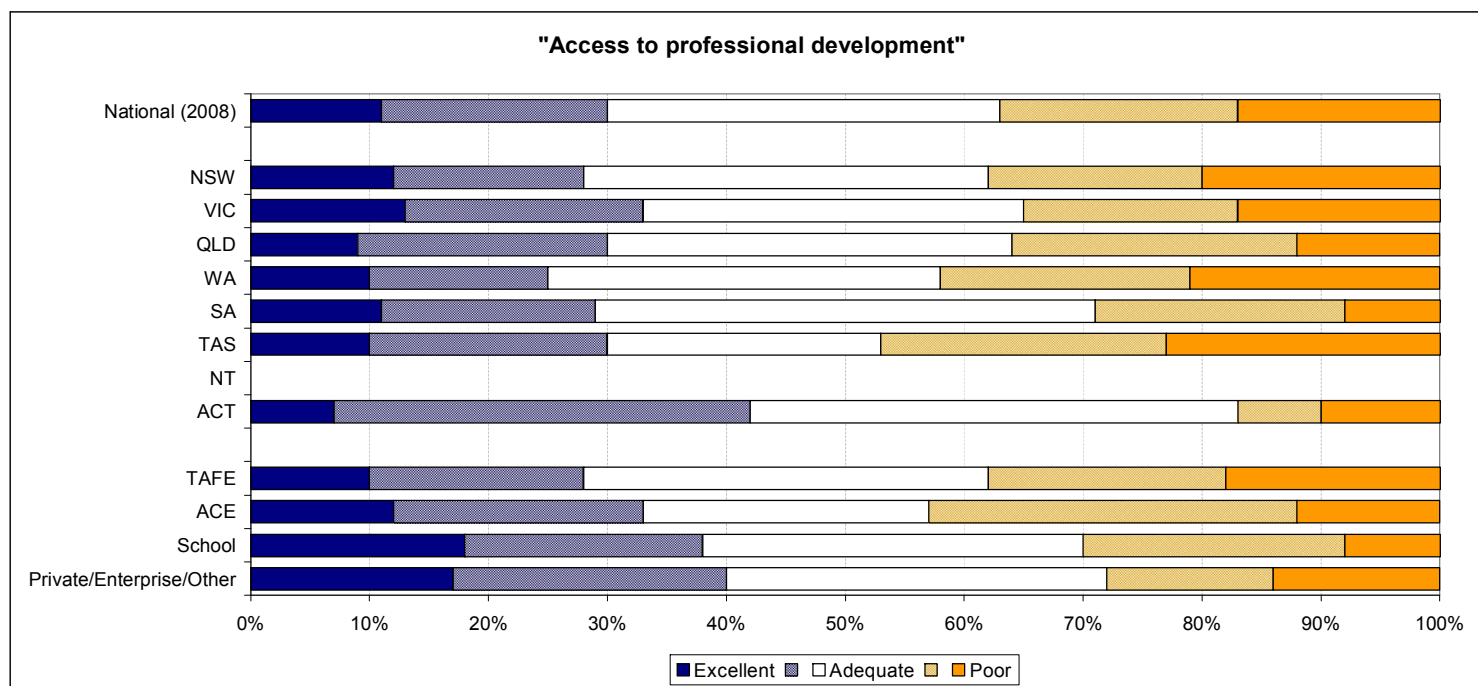


2008 E-learning Benchmarking Project Teacher and trainer survey

Question 6

Please rate your access to the following in terms of supporting your use of e-learning.
d) Professional development

		Excellent		Adequate		Poor	Total	
Provider type	Private/Enterprise/Other	17%	23%	32%	14%	14%	100%	
	School	18%	20%	32%	22%	8%	100%	
	ACE	12%	21%	24%	31%	12%	100%	
	TAFE	10%	18%	34%	20%	18%	100%	
State/Territory	ACT	7%	35%	41%	7%	10%	100%	
	NT	Insufficient data from NT for analysis						
	TAS	10%	20%	23%	24%	23%	100%	
	SA	11%	18%	42%	21%	8%	100%	
	WA	10%	15%	33%	21%	21%	100%	
	QLD	9%	21%	34%	24%	12%	100%	
	VIC	13%	20%	32%	18%	17%	100%	
	NSW	12%	16%	34%	18%	20%	100%	
	National (2008)		11%	19%	33%	20%	17%	100%



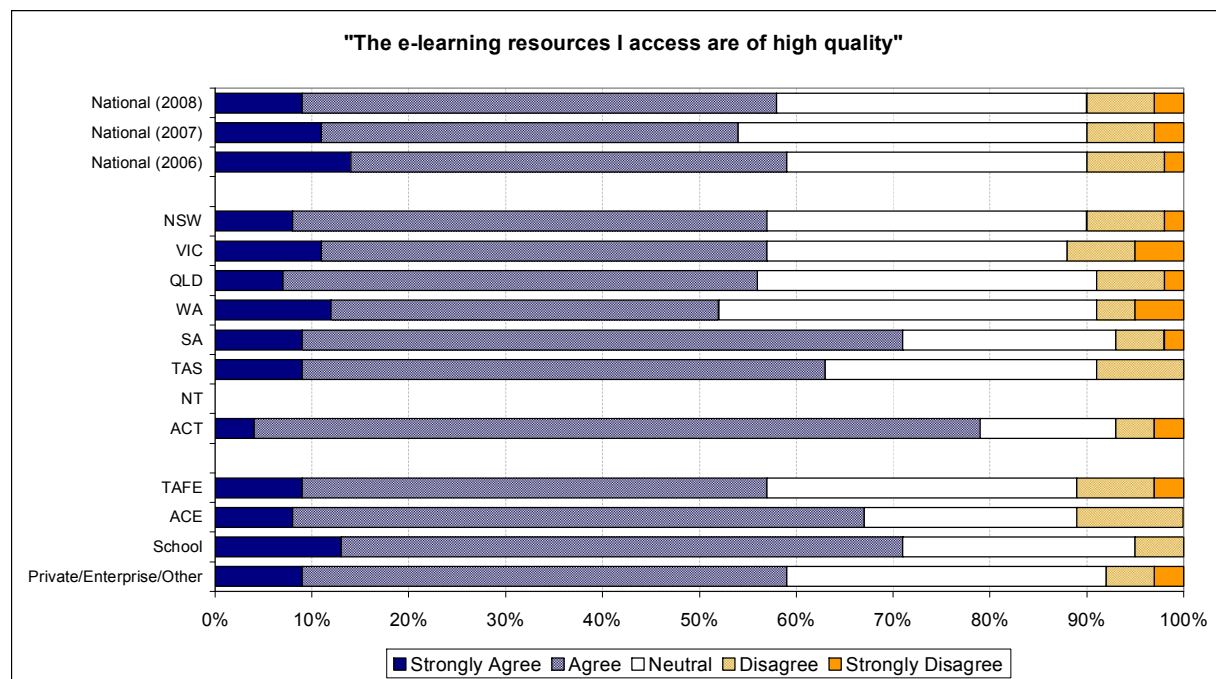
2008 E-learning Benchmarking Project Teacher and trainer survey

Question 8

Please rate the following aspects of your e-learning experience.

a) The e-learning resources I access are of high quality

		Strongly Agree	Agree	Neutral	Disagree	Strongly Disagree	Total
Provider type	Private/Enterprise/Other	9%	50%	33%	5%	3%	100%
	School	13%	58%	24%	5%	0%	100%
	ACE	8%	59%	22%	11%	0%	100%
	TAFE	9%	48%	32%	8%	3%	100%
State/Territory	ACT	4%	75%	14%	4%	3%	100%
	NT	Insufficient data from NT for analysis					
	TAS	9%	54%	28%	9%	0%	100%
	SA	9%	62%	22%	5%	2%	100%
	WA	12%	40%	39%	4%	5%	100%
	QLD	7%	49%	35%	7%	2%	100%
	VIC	11%	46%	31%	7%	5%	100%
	NSW	8%	49%	33%	8%	2%	100%
	National (2006)	14%	45%	31%	8%	2%	100%
	National (2007)	11%	43%	36%	7%	3%	100%
National (2008)	9%	49%	32%	7%	3%	100%	



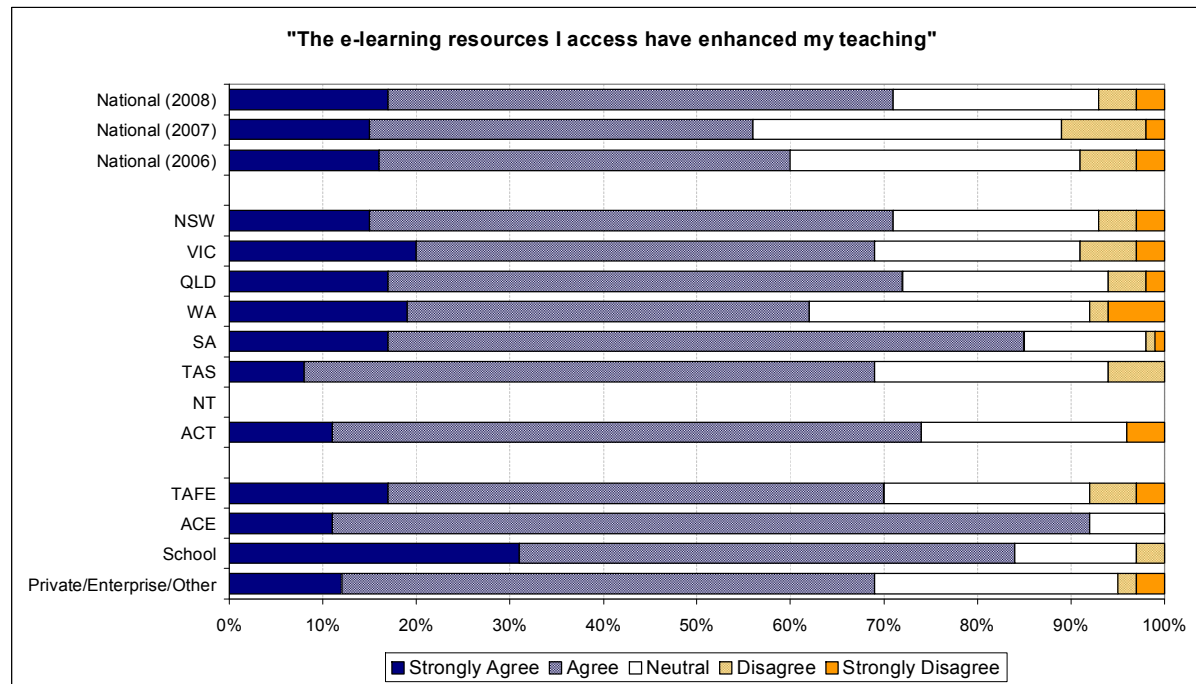
2008 E-learning Benchmarking Project Teacher and trainer survey

Question 8

Please rate the following aspects of your e-learning experience.

b) The e-learning resources I access have enhanced my teaching

		Strongly Agree	Agree	Neutral	Disagree	Strongly Disagree	Total
Provider type	Private/Enterprise/Other	12%	57%	26%	2%	3%	100%
	School	31%	53%	13%	3%	0%	100%
	ACE	11%	81%	8%	0%	0%	100%
	TAFE	17%	53%	22%	5%	3%	100%
State/Territory	ACT	11%	63%	22%	0%	4%	100%
	NT	Insufficient data from NT for analysis					
	TAS	8%	61%	25%	6%	0%	100%
	SA	17%	68%	13%	1%	1%	100%
	WA	19%	43%	30%	2%	6%	100%
	QLD	17%	55%	22%	4%	2%	100%
	VIC	20%	49%	22%	6%	3%	100%
	NSW	15%	56%	22%	4%	3%	100%
	National (2006)	16%	44%	31%	6%	3%	100%
	National (2007)	15%	41%	33%	9%	2%	100%
National (2008)	17%	54%	22%	4%	3%	100%	



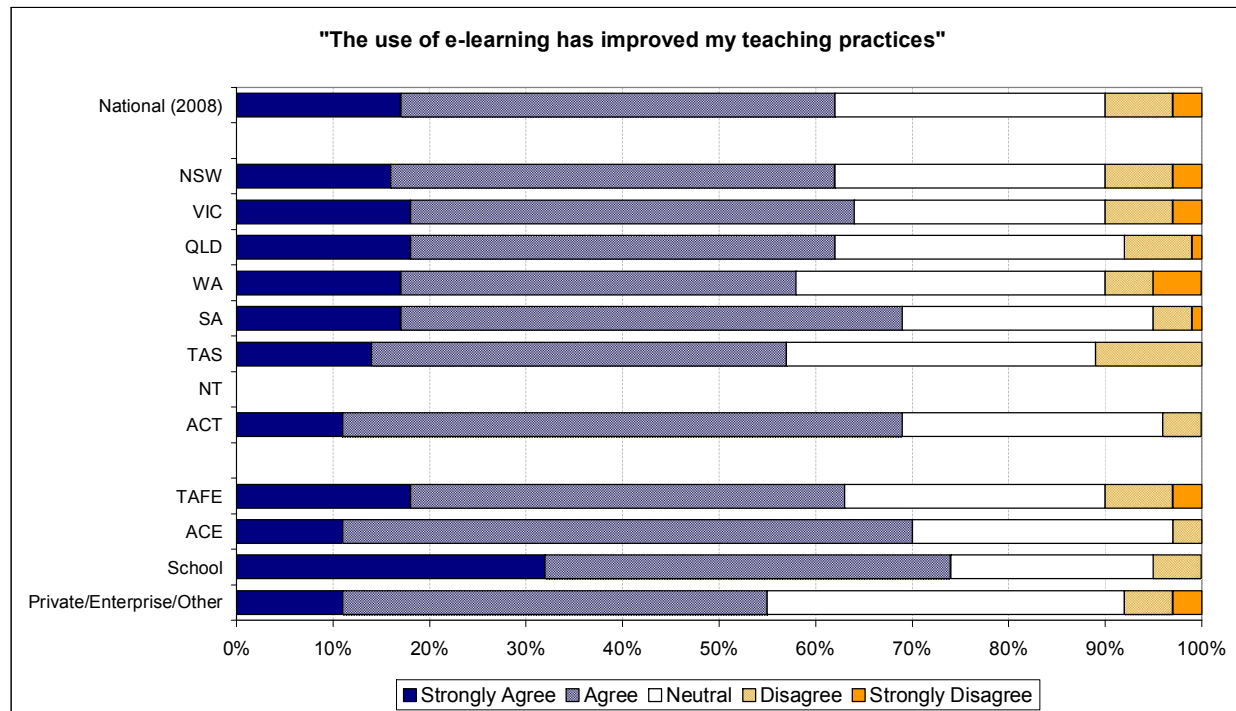
2008 E-learning Benchmarking Project Teacher and trainer survey

Question 8

Please rate the following aspects of your e-learning experience.

c) The use of e-learning has improved my teaching practices

		Strongly Agree	Agree	Neutral	Disagree	Strongly Disagree	Total	
Provider type	Private/Enterprise/Other	11%	44%	37%	5%	3%	100%	
	School	32%	42%	21%	5%	0%	100%	
	ACE	11%	59%	27%	3%	0%	100%	
	TAFE	18%	45%	27%	7%	3%	100%	
State/Territory	ACT	11%	58%	27%	4%	0%	100%	
	NT	Insufficient data from NT for analysis						
	TAS	14%	43%	32%	11%	0%	100%	
	SA	17%	52%	26%	4%	1%	100%	
	WA	17%	41%	32%	5%	5%	100%	
	QLD	18%	44%	30%	7%	1%	100%	
	VIC	18%	46%	26%	7%	3%	100%	
	NSW	16%	46%	28%	7%	3%	100%	
	National (2008)	17%	45%	28%	7%	3%	100%	



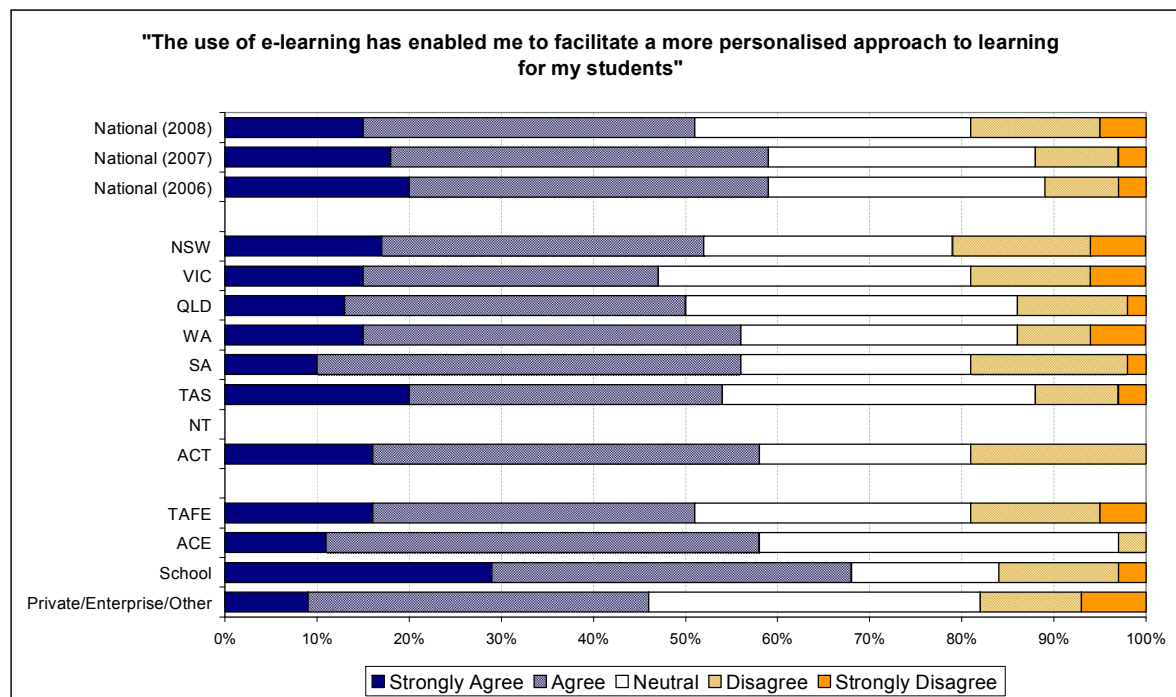
2008 E-learning Benchmarking Project Teacher and trainer survey

Question 8

Please rate the following aspects of your e-learning experience.

d) The use of e-learning has enabled me to facilitate a more personalised approach to learning for my students

		Strongly Agree	Agree	Neutral	Disagree	Strongly Disagree	Total
Provider type	Private/Enterprise/Other	9%	37%	36%	11%	7%	100%
	School	29%	39%	16%	13%	3%	100%
	ACE	11%	47%	39%	3%	0%	100%
	TAFE	16%	35%	30%	14%	5%	100%
State/Territory	ACT	16%	42%	23%	19%	0%	100%
	NT	Insufficient data from NT for analysis					
	TAS	20%	34%	34%	9%	3%	100%
	SA	10%	46%	25%	17%	2%	100%
	WA	15%	41%	30%	8%	6%	100%
	QLD	13%	37%	36%	12%	2%	100%
	VIC	15%	32%	34%	13%	6%	100%
	NSW	17%	35%	27%	15%	6%	100%
	National (2006)	20%	39%	30%	8%	3%	100%
	National (2007)	18%	41%	29%	9%	3%	100%
National (2008)	15%	36%	30%	14%	5%	100%	



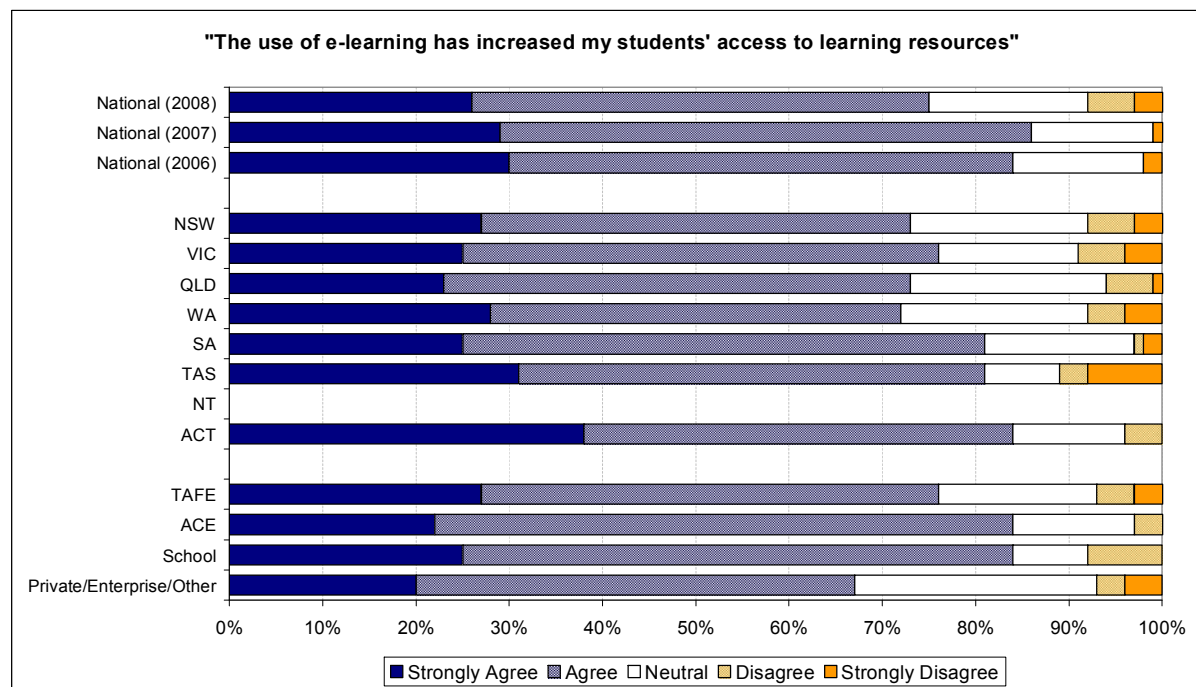
2008 E-learning Benchmarking Project Teacher and trainer survey

Question 8

Please rate the following aspects of your e-learning experience.

e) The use of e-learning has increased my students' access to learning resources

		Strongly Agree	Agree	Neutral	Disagree	Strongly Disagree	Total
Provider type	Private/Enterprise/Other	20%	47%	26%	3%	4%	100%
	School	25%	59%	8%	8%	0%	100%
	ACE	22%	62%	13%	3%	0%	100%
	TAFE	27%	49%	17%	4%	3%	100%
State/Territory	ACT	38%	46%	12%	4%	0%	100%
	NT	Insufficient data from NT for analysis					
	TAS	31%	50%	8%	3%	8%	100%
	SA	25%	56%	16%	1%	2%	100%
	WA	28%	44%	20%	4%	4%	100%
	QLD	23%	50%	21%	5%	1%	100%
	VIC	25%	51%	15%	5%	4%	100%
	NSW	27%	46%	19%	5%	3%	100%
	National (2006)	30%	54%	14%	0%	2%	100%
	National (2007)	29%	57%	13%	0%	1%	100%
National (2008)	26%	49%	17%	5%	3%	100%	



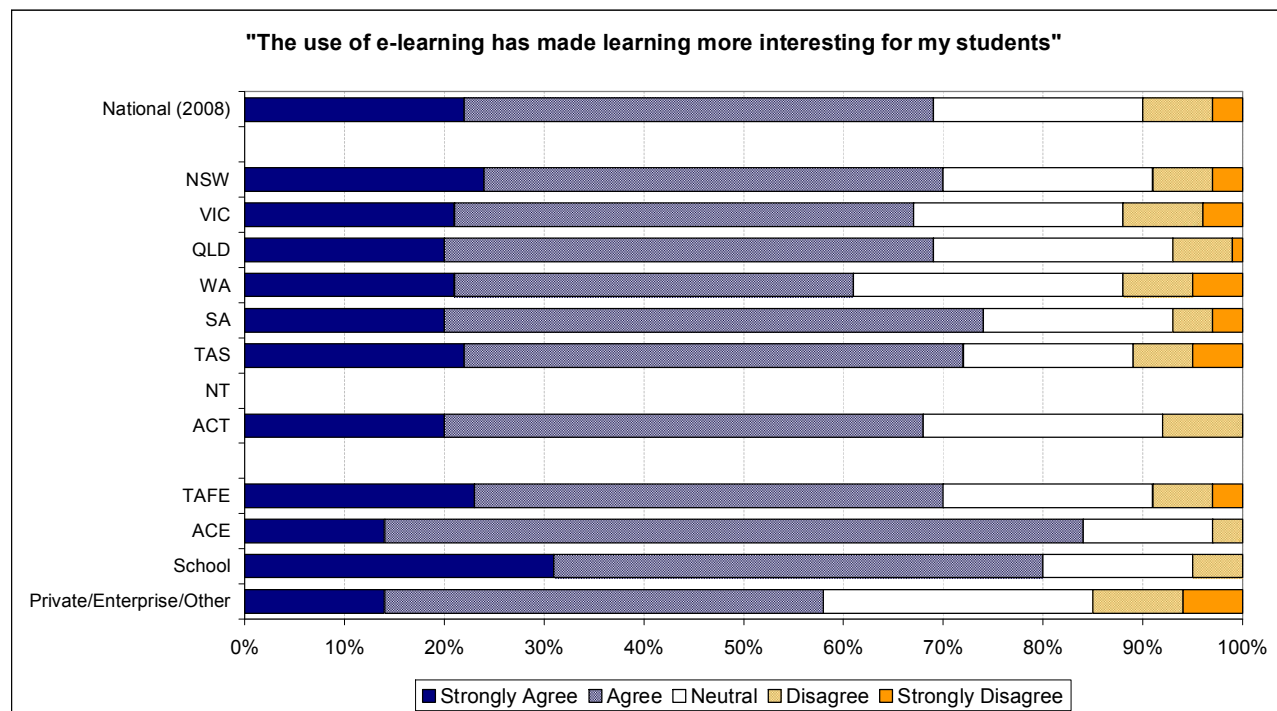
2008 E-learning Benchmarking Project Teacher and trainer survey

Question 8

Please rate the following aspects of your e-learning experience.

f) The use of e-learning has made learning more interesting for my students

		Strongly Agree	Agree	Neutral	Disagree	Strongly Disagree	Total
Provider type	Private/Enterprise/Other	14%	44%	27%	9%	6%	100%
	School	31%	49%	15%	5%	0%	100%
	ACE	14%	70%	13%	3%	0%	100%
	TAFE	23%	47%	21%	6%	3%	100%
State/Territory	ACT	20%	48%	24%	8%	0%	100%
	NT	Insufficient data from NT for analysis					
	TAS	22%	50%	17%	6%	5%	100%
	SA	20%	54%	19%	4%	3%	100%
	WA	21%	40%	27%	7%	5%	100%
	QLD	20%	49%	24%	6%	1%	100%
	VIC	21%	46%	21%	8%	4%	100%
	NSW	24%	46%	21%	6%	3%	100%
	National (2008)	22%	47%	21%	7%	3%	100%



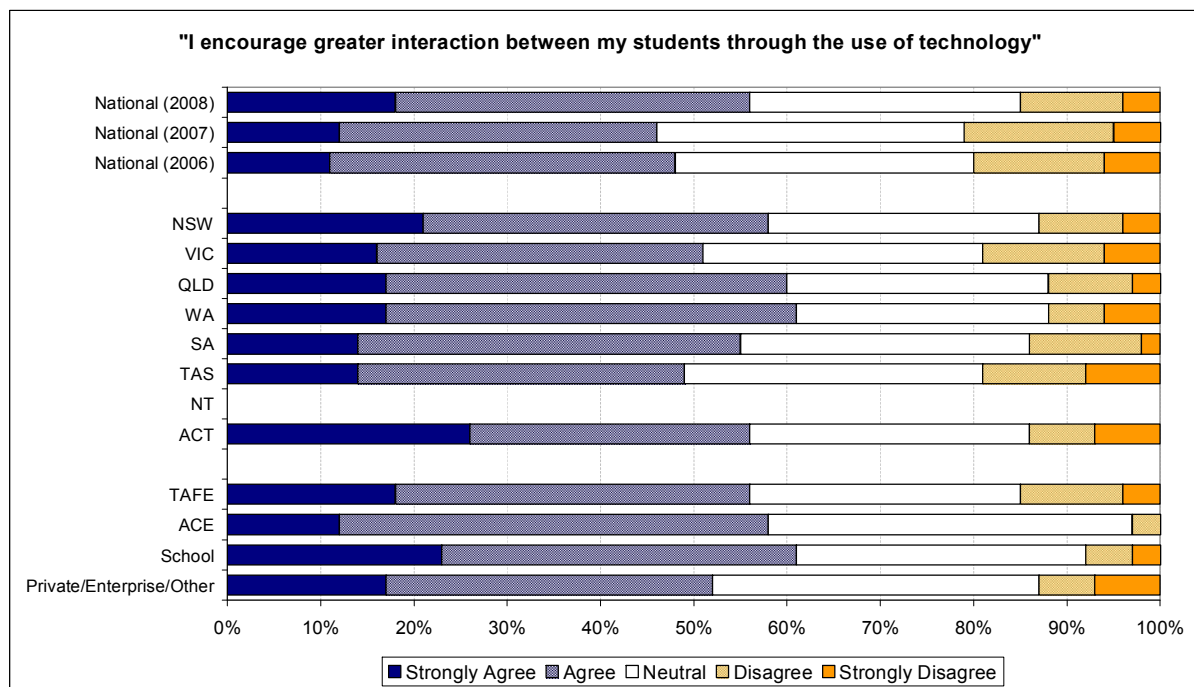
2008 E-learning Benchmarking Project Teacher and trainer survey

Question 8

Please rate the following aspects of your e-learning experience.

g) I encourage greater interaction between my students through the use of technology

		Strongly Agree	Agree	Neutral	Disagree	Strongly Disagree	Total
Provider type	Private/Enterprise/Other	17%	35%	35%	6%	7%	100%
	School	23%	38%	31%	5%	3%	100%
	ACE	12%	46%	39%	3%	0%	100%
	TAFE	18%	38%	29%	11%	4%	100%
State/Territory	ACT	26%	30%	30%	7%	7%	100%
	NT	Insufficient data from NT for analysis					
	TAS	14%	35%	32%	11%	8%	100%
	SA	14%	41%	31%	12%	2%	100%
	WA	17%	44%	27%	6%	6%	100%
	QLD	17%	43%	28%	9%	3%	100%
	VIC	16%	35%	30%	13%	6%	100%
	NSW	21%	37%	29%	9%	4%	100%
	National (2006)	11%	37%	32%	14%	6%	100%
	National (2007)	12%	34%	33%	16%	5%	100%
National (2008)	18%	38%	29%	11%	4%	100%	



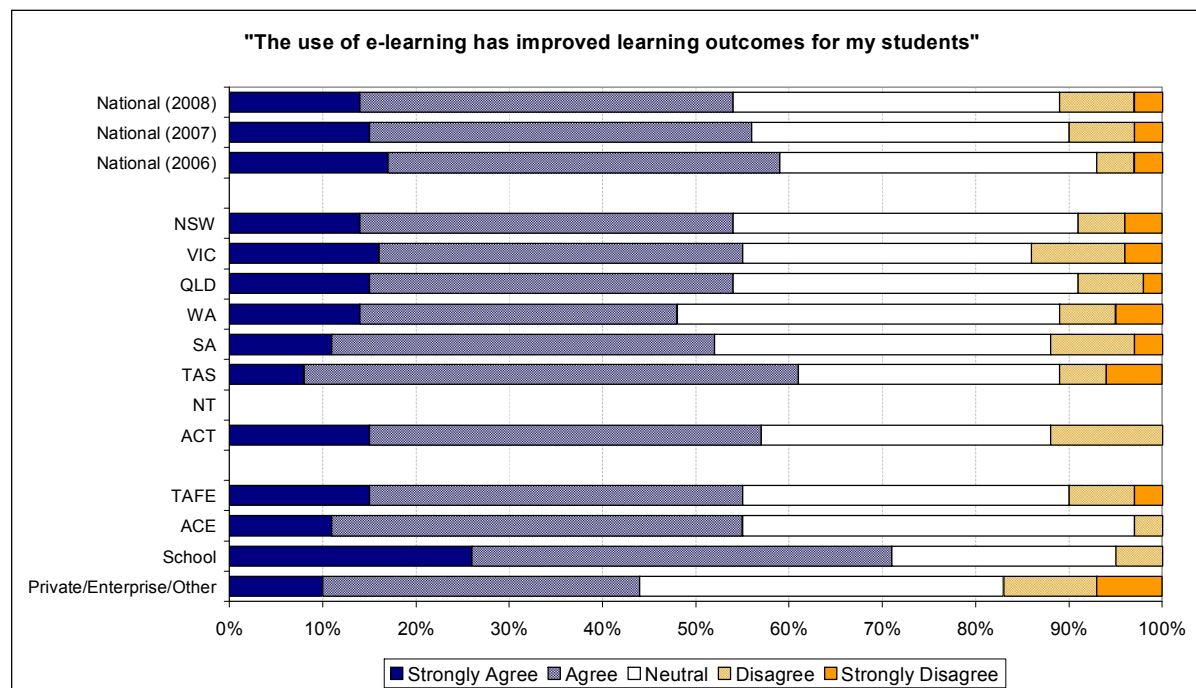
2008 E-learning Benchmarking Project Teacher and trainer survey

Question 8

Please rate the following aspects of your e-learning experience.

h) The use of e-learning has improved learning outcomes for my students

		Strongly Agree	Agree	Neutral	Disagree	Strongly Disagree	Total
Provider type	Private/Enterprise/Other	10%	34%	39%	10%	7%	100%
	School	26%	45%	24%	5%	0%	100%
	ACE	11%	44%	42%	3%	0%	100%
	TAFE	15%	40%	35%	7%	3%	100%
State/Territory	ACT	15%	42%	31%	12%	0%	100%
	NT	Insufficient data from NT for analysis					
	TAS	8%	53%	28%	5%	6%	100%
	SA	11%	41%	36%	9%	3%	100%
	WA	14%	34%	41%	6%	5%	100%
	QLD	15%	39%	37%	7%	2%	100%
	VIC	16%	39%	31%	10%	4%	100%
	NSW	14%	40%	37%	5%	4%	100%
	National (2006)	17%	42%	34%	4%	3%	100%
	National (2007)	15%	41%	34%	7%	3%	100%
National (2008)	14%	40%	35%	8%	3%	100%	

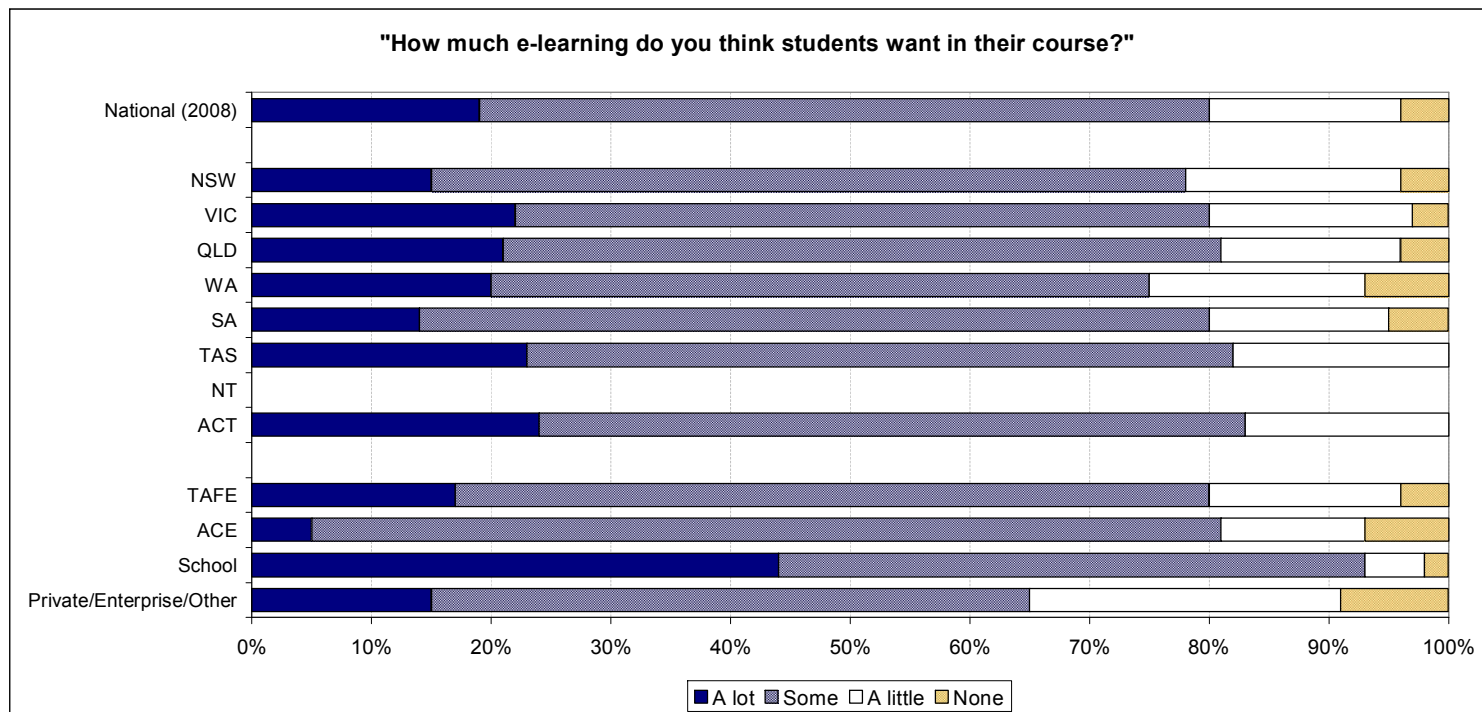


2008 E-learning Benchmarking Project Teacher and trainer survey

Question 9

How much e-learning do you think students want in their course?

		A lot	Some	A little	None	Total	
Provider type	Private/Enterprise/Other	15%	50%	26%	9%	100%	
	School	44%	49%	5%	2%	100%	
	ACE	5%	76%	12%	7%	100%	
	TAFE	17%	63%	16%	4%	100%	
State/Territory	ACT	24%	59%	17%	0%	100%	
	NT	Insufficient data from NT for analysis					
	TAS	23%	59%	18%	0%	100%	
	SA	14%	66%	15%	5%	100%	
	WA	20%	55%	18%	7%	100%	
	QLD	21%	60%	15%	4%	100%	
	VIC	22%	58%	17%	3%	100%	
	NSW	15%	63%	18%	4%	100%	
	National (2008)		19%	61%	16%	4%	100%



**2008 E-learning Benchmarking Project
Teacher and trainer survey**

For more information:

Benchmarking and Research

Annie Fergusson

Phone: (08) 8204 0809

Email: fergusson.annie@saugov.sa.gov.au

Website: flexiblelearning.net.au/e-learningindicators

Australian Flexible Learning Framework

Phone: (07) 3307 4700

Fax: (07) 3259 4371

Email: enquiries@flexiblelearning.net.au

Website: flexiblelearning.net.au

GPO Box 1326

Brisbane QLD 4001