

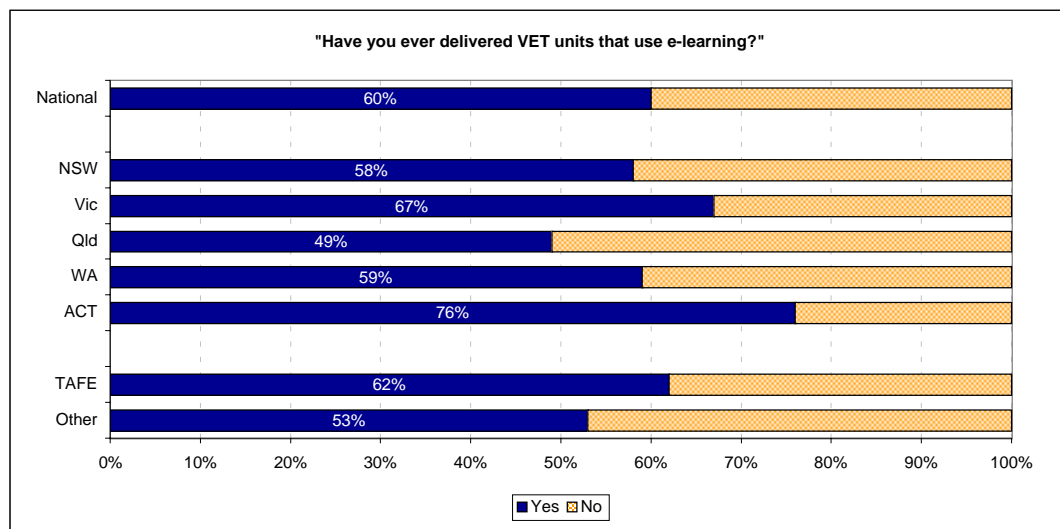


## 2005 AUSTRALIAN FLEXIBLE LEARNING FRAMEWORK E-learning Benchmarking Project Teacher Survey

### Question 1

Have you ever delivered VET units that use e-learning?

		Yes	No	Total
Provider type	Other	53%	47%	100%
	TAFE	62%	38%	100%
State/Territory	ACT	76%	24%	100%
	WA	59%	41%	100%
	Qld	49%	51%	100%
	Vic	67%	33%	100%
	NSW	58%	42%	100%
National		60%	40%	100%



Insufficient data from SA, Tasmania and NT for analysis  
Insufficient data from ACE and Schools providers for analysis

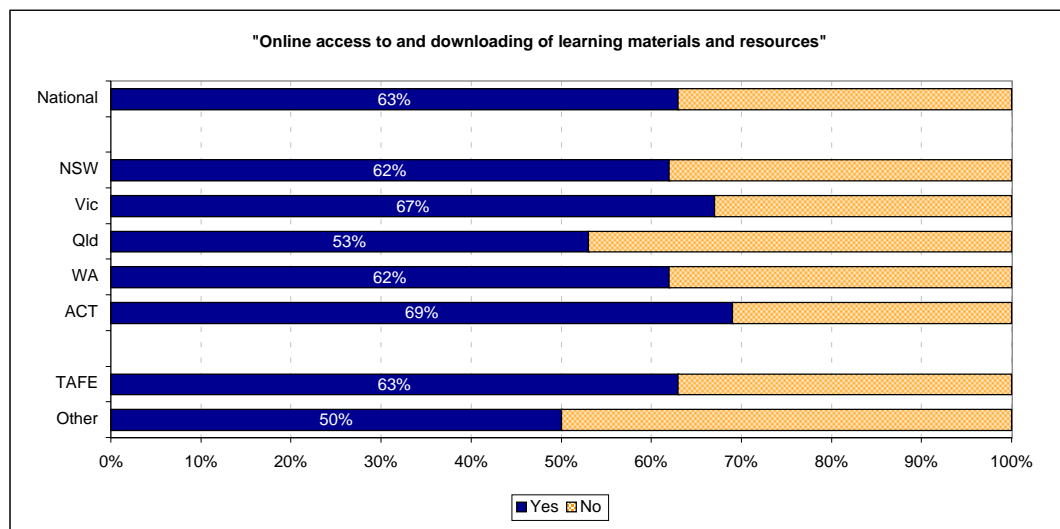
**2005 AUSTRALIAN FLEXIBLE LEARNING FRAMEWORK**  
**E-learning Benchmarking Project**  
*Teacher Survey*

**Question 2**

In the last 12 months did you deliver any VET units that used e-learning in the following ways?

a) Online access to and downloading of learning materials and resources

		Yes	No	Total
Provider type	Other	50%	50%	100%
	TAFE	63%	37%	100%
State/Territory	ACT	69%	31%	100%
	WA	62%	38%	100%
	Qld	53%	47%	100%
	Vic	67%	33%	100%
	NSW	62%	38%	100%
National		63%	37%	100%



Insufficient data from SA, Tasmania and NT for analysis  
Insufficient data from ACE and Schools providers for analysis

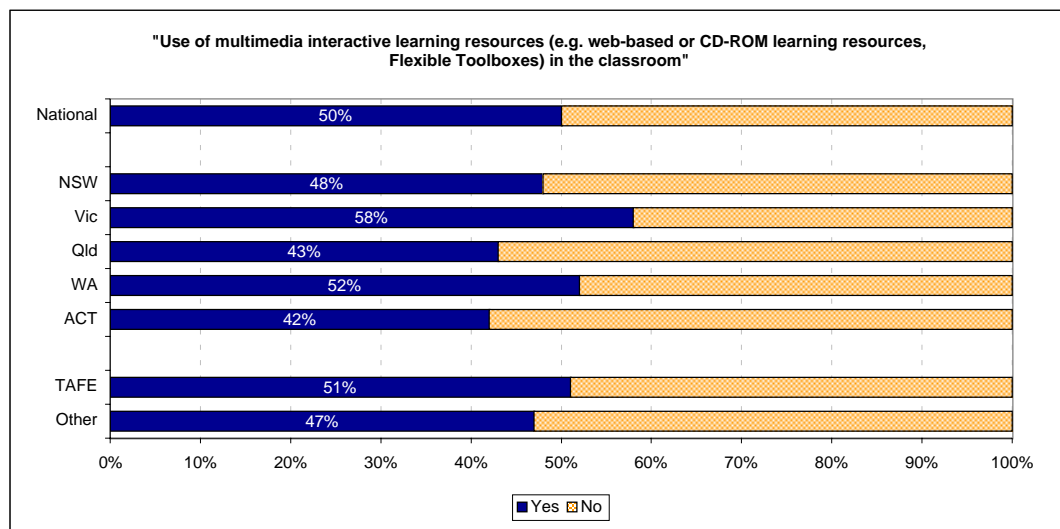
**2005 AUSTRALIAN FLEXIBLE LEARNING FRAMEWORK**  
**E-learning Benchmarking Project**  
*Teacher Survey*

**Question 2**

In the last 12 months did you deliver any VET units that used e-learning in the following ways?

b) Use of multimedia interactive learning resources (e.g. web-based or CD-ROM learning resources, Flexible Toolboxes) in the classroom

		Yes	No	Total
Provider type	Other	47%	53%	100%
	TAFE	51%	49%	100%
State/Territory	ACT	42%	58%	100%
	WA	52%	48%	100%
	Qld	43%	57%	100%
	Vic	58%	42%	100%
	NSW	48%	52%	100%
	National	50%	50%	100%



Insufficient data from SA, Tasmania and NT for analysis  
Insufficient data from ACE and Schools providers for analysis

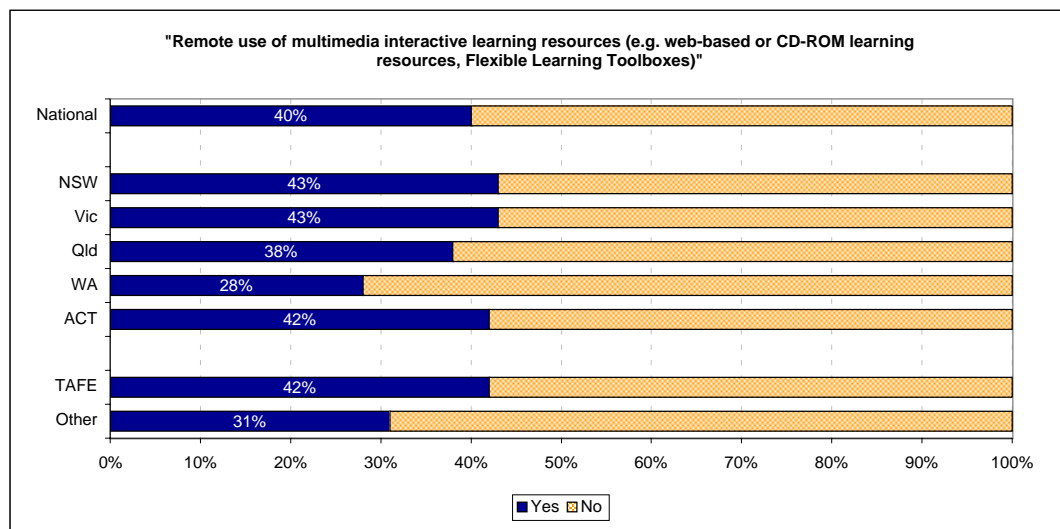
## 2005 AUSTRALIAN FLEXIBLE LEARNING FRAMEWORK E-learning Benchmarking Project Teacher Survey

### Question 2

In the last 12 months did you deliver any VET units that used e-learning in the following ways?

c) Remote use of multimedia interactive learning resources (e.g. web-based or CD-ROM learning resources, Flexible Learning Toolboxes)

		Yes	No	Total
Provider type	Other	31%	69%	100%
	TAFE	42%	58%	100%
State/Territory	ACT	42%	58%	100%
	WA	28%	72%	100%
	Qld	38%	62%	100%
	Vic	43%	57%	100%
	NSW	43%	57%	100%
	National	40%	60%	100%



Insufficient data from SA, Tasmania and NT for analysis  
Insufficient data from ACE and Schools providers for analysis

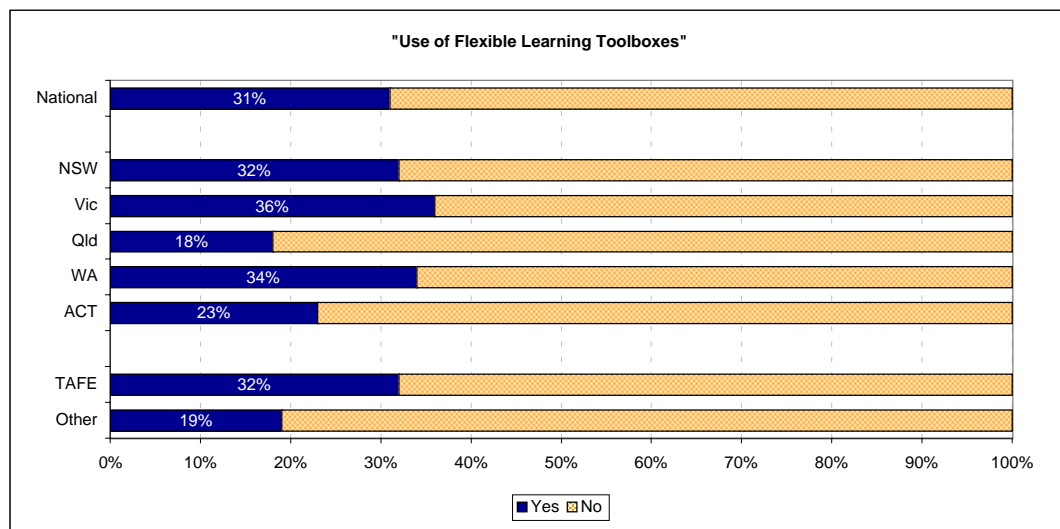
**2005 AUSTRALIAN FLEXIBLE LEARNING FRAMEWORK**  
**E-learning Benchmarking Project**  
*Teacher Survey*

**Question 2**

In the last 12 months did you deliver any VET units that used e-learning in the following ways?

d) Use of Flexible Learning Toolboxes

		Yes	No	Total
Provider type	Other	19%	81%	100%
	TAFE	32%	68%	100%
State/Territory	ACT	23%	77%	100%
	WA	34%	66%	100%
	Qld	18%	82%	100%
	Vic	36%	64%	100%
	NSW	32%	68%	100%
	National	31%	69%	100%



Insufficient data from SA, Tasmania and NT for analysis  
Insufficient data from ACE and Schools providers for analysis

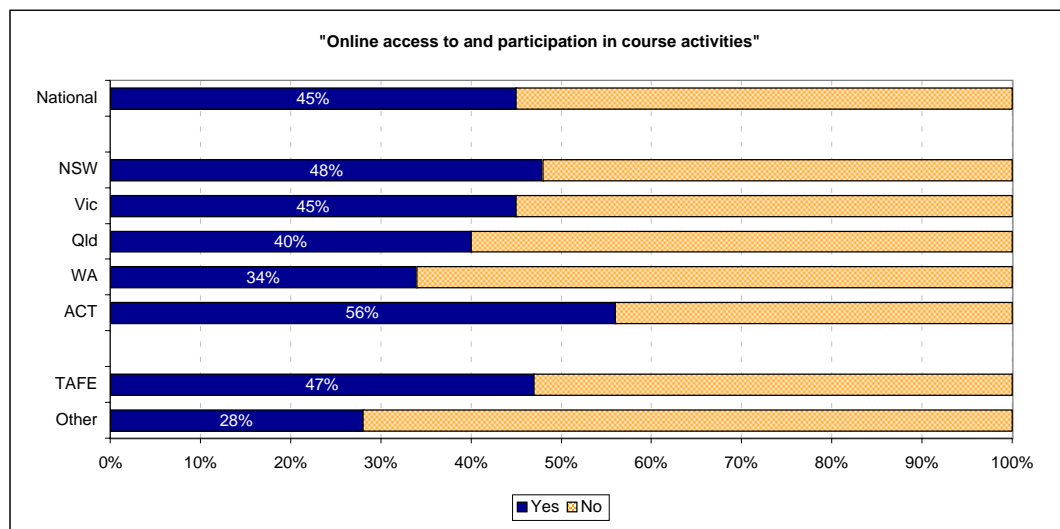
**2005 AUSTRALIAN FLEXIBLE LEARNING FRAMEWORK**  
**E-learning Benchmarking Project**  
*Teacher Survey*

**Question 2**

In the last 12 months did you deliver any VET units that used e-learning in the following ways?

e) Online access to and participation in course activities

		<b>Yes</b>	<b>No</b>	<b>Total</b>
Provider type	Other	28%	72%	100%
	TAFE	47%	53%	100%
State/Territory	ACT	56%	44%	100%
	WA	34%	66%	100%
	Qld	40%	60%	100%
	Vic	45%	55%	100%
	NSW	48%	52%	100%
	National	45%	55%	100%



Insufficient data from SA, Tasmania and NT for analysis  
Insufficient data from ACE and Schools providers for analysis

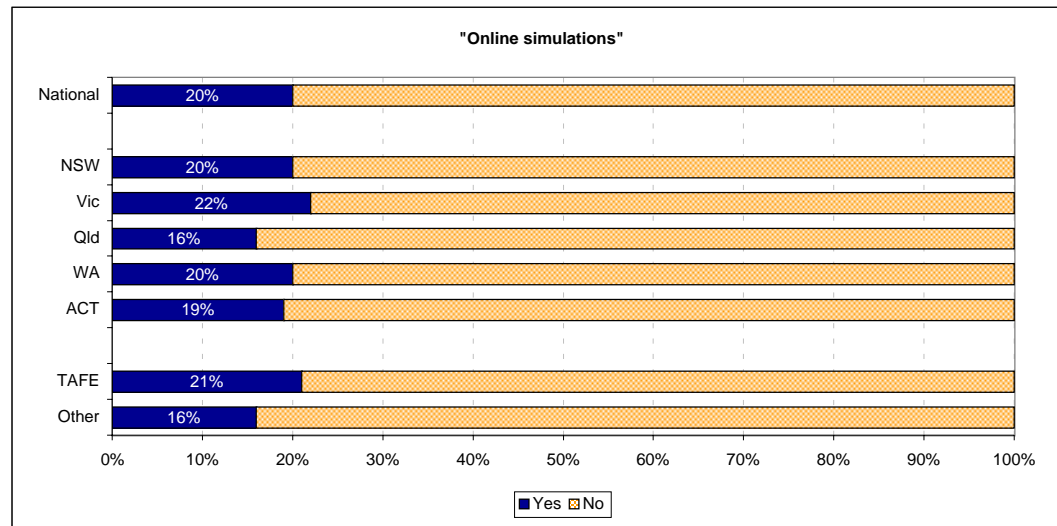
**2005 AUSTRALIAN FLEXIBLE LEARNING FRAMEWORK**  
**E-learning Benchmarking Project**  
*Teacher Survey*

**Question 2**

In the last 12 months did you deliver any VET units that used e-learning in the following ways?

f) Online simulations

		<b>Yes</b>	<b>No</b>	<b>Total</b>
Provider type	Other	16%	84%	100%
	TAFE	21%	79%	100%
State/Territory	ACT	19%	81%	100%
	WA	20%	80%	100%
	Qld	16%	84%	100%
	Vic	22%	78%	100%
	NSW	20%	80%	100%
	National	20%	80%	100%



Insufficient data from SA, Tasmania and NT for analysis  
Insufficient data from ACE and Schools providers for analysis



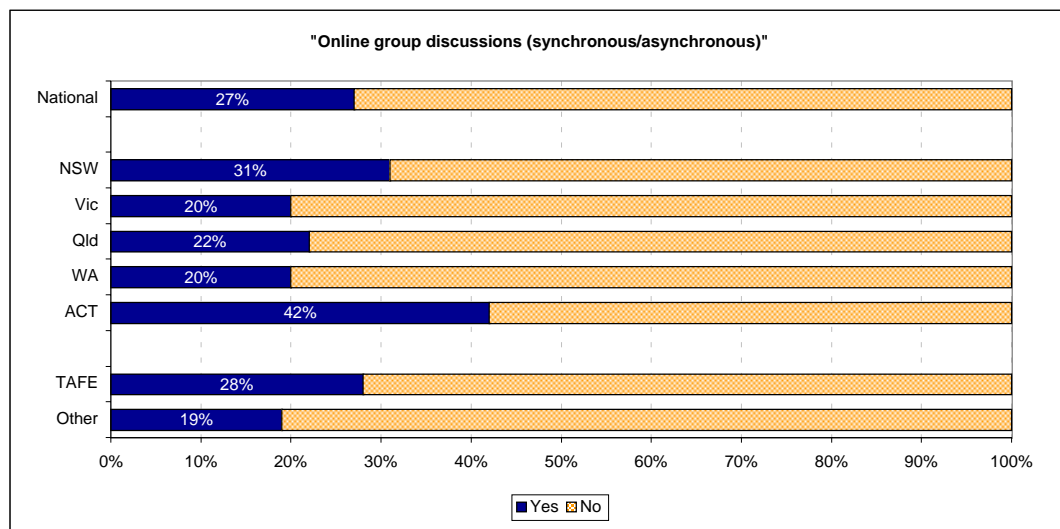
## 2005 AUSTRALIAN FLEXIBLE LEARNING FRAMEWORK E-learning Benchmarking Project Teacher Survey

### Question 2

In the last 12 months did you deliver any VET units that used e-learning in the following ways?

g) Online group discussions (synchronous/asynchronous)

		Yes	No	Total
Provider type	Other	19%	81%	100%
	TAFE	28%	72%	100%
State/Territory	ACT	42%	58%	100%
	WA	20%	80%	100%
	Qld	22%	78%	100%
	Vic	20%	80%	100%
	NSW	31%	69%	100%
	National	27%	73%	100%



Insufficient data from SA, Tasmania and NT for analysis  
Insufficient data from ACE and Schools providers for analysis

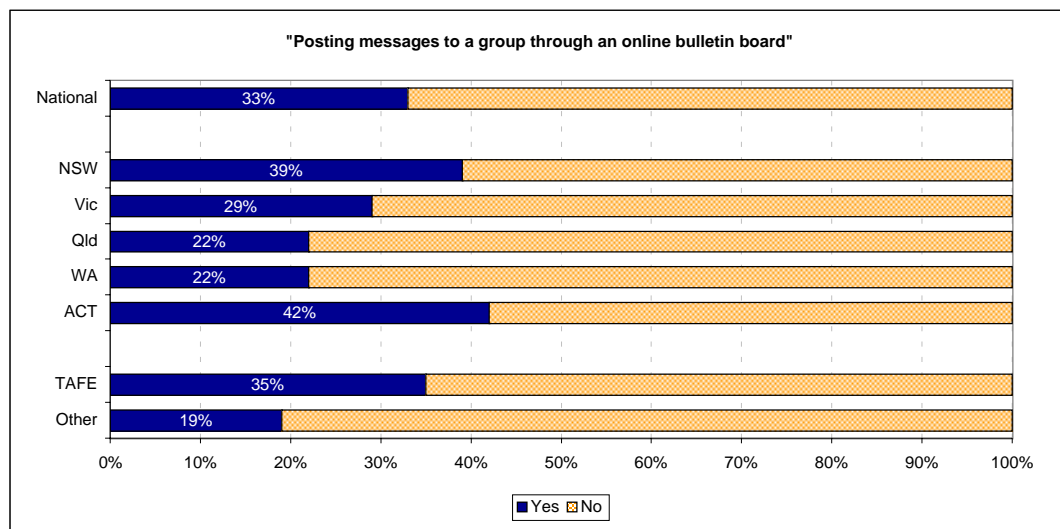
**2005 AUSTRALIAN FLEXIBLE LEARNING FRAMEWORK**  
**E-learning Benchmarking Project**  
*Teacher Survey*

**Question 2**

In the last 12 months did you deliver any VET units that used e-learning in the following ways?

h) Posting messages to a group through an online bulletin board

		Yes	No	Total
Provider type	Other	19%	81%	100%
	TAFE	35%	65%	100%
State/Territory	ACT	42%	58%	100%
	WA	22%	78%	100%
	Qld	22%	78%	100%
	Vic	29%	71%	100%
	NSW	39%	61%	100%
	National	33%	67%	100%



Insufficient data from SA, Tasmania and NT for analysis  
Insufficient data from ACE and Schools providers for analysis

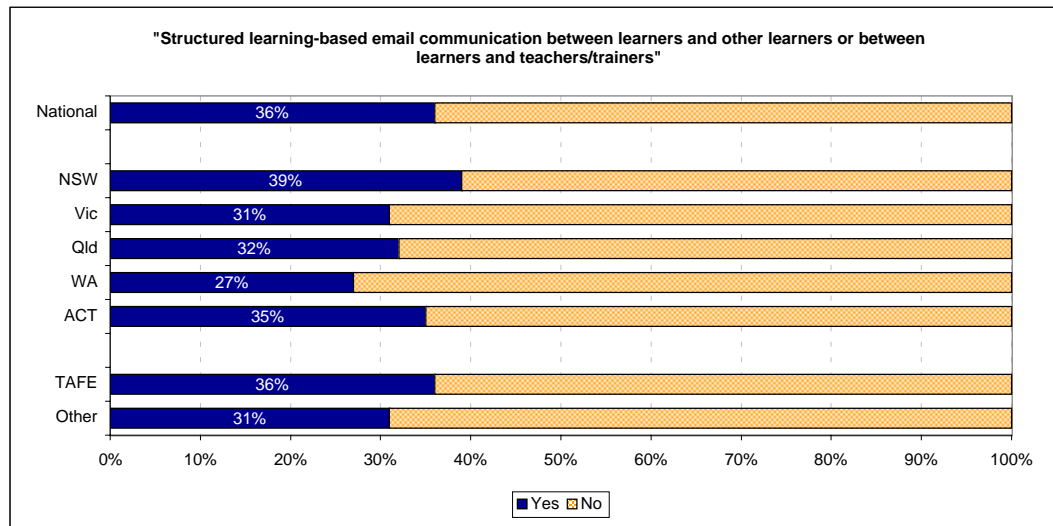
**2005 AUSTRALIAN FLEXIBLE LEARNING FRAMEWORK**  
**E-learning Benchmarking Project**  
*Teacher Survey*

**Question 2**

In the last 12 months did you deliver any VET units that used e-learning in the following ways?

i) Structured learning-based email communication between learners and other learners or between learners and teachers/trainers

		Yes	No	Total
Provider type	Other	31%	69%	100%
	TAFE	36%	64%	100%
State/Territory	ACT	35%	65%	100%
	WA	27%	73%	100%
	Qld	32%	68%	100%
	Vic	31%	69%	100%
	NSW	39%	61%	100%
	National	36%	64%	100%



Insufficient data from SA, Tasmania and NT for analysis  
Insufficient data from ACE and Schools providers for analysis

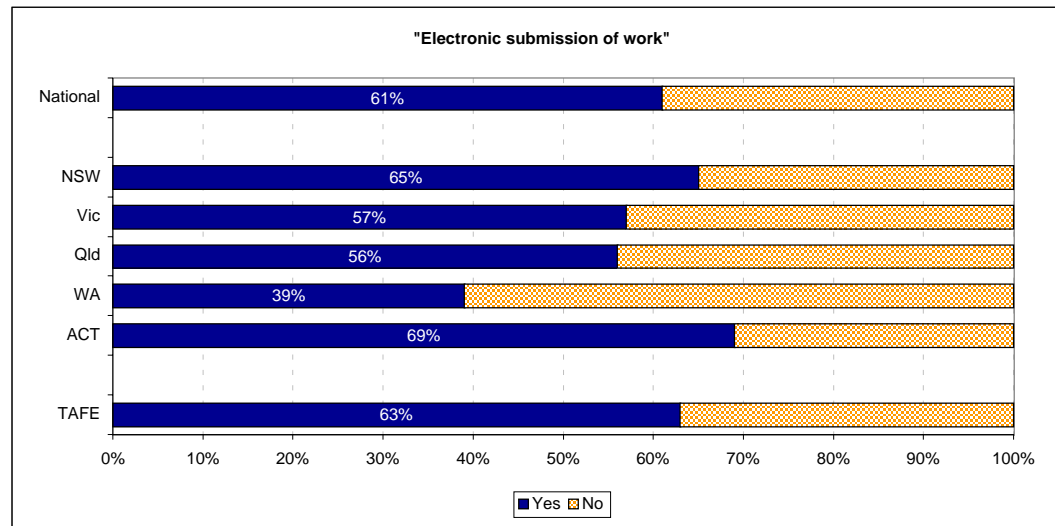
**2005 AUSTRALIAN FLEXIBLE LEARNING FRAMEWORK**  
**E-learning Benchmarking Project**  
*Teacher Survey*

**Question 2**

In the last 12 months did you deliver any VET units that used e-learning in the following ways?

j) Electronic submission of work

		Yes	No	Total
Provider type	Other	47%	53%	100%
	TAFE	63%	37%	100%
State/Territory	ACT	69%	31%	100%
	WA	39%	61%	100%
	Qld	56%	44%	100%
	Vic	57%	43%	100%
	NSW	65%	35%	100%
	National	61%	39%	100%



Insufficient data from SA, Tasmania and NT for analysis  
Insufficient data from ACE and Schools providers for analysis

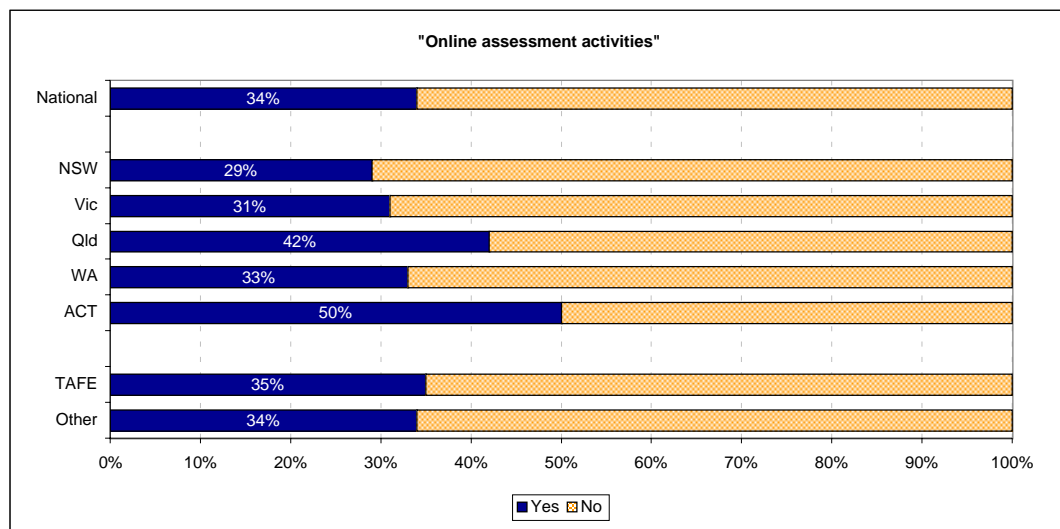
**2005 AUSTRALIAN FLEXIBLE LEARNING FRAMEWORK**  
**E-learning Benchmarking Project**  
*Teacher Survey*

**Question 2**

In the last 12 months did you deliver any VET units that used e-learning in the following ways?

k) Online assessment activities

		Yes	No	Total
Provider type	Other	34%	66%	100%
	TAFE	35%	65%	100%
State/Territory	ACT	50%	50%	100%
	WA	33%	67%	100%
	Qld	42%	58%	100%
	Vic	31%	69%	100%
	NSW	29%	71%	100%
	National	34%	66%	100%



Insufficient data from SA, Tasmania and NT for analysis  
Insufficient data from ACE and Schools providers for analysis



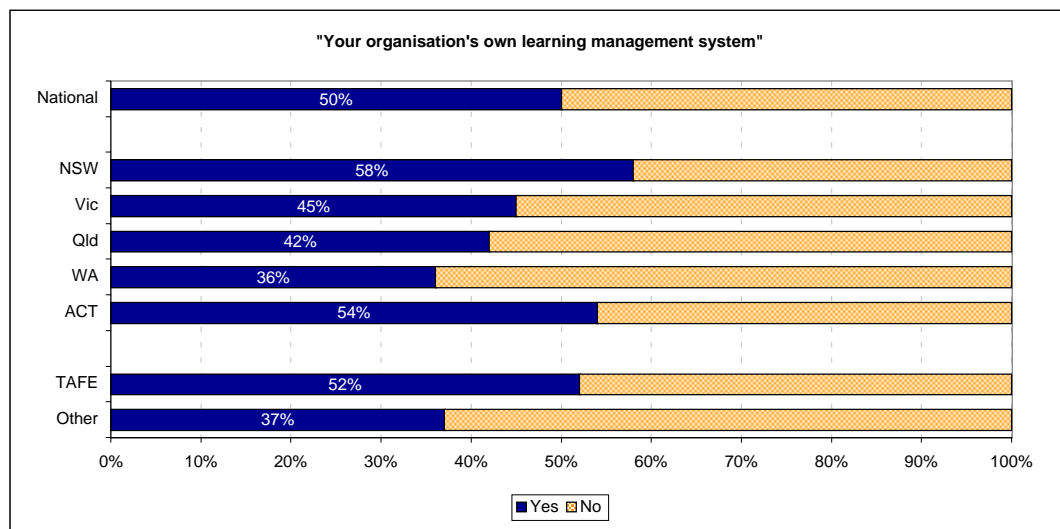
## 2005 AUSTRALIAN FLEXIBLE LEARNING FRAMEWORK E-learning Benchmarking Project Teacher Survey

### Question 3

Have you accessed VET units that use e-learning from any of the following sources?

a) Your organisation's own learning management system

		Yes	No	Total
Provider type	Other	37%	63%	100%
	TAFE	52%	48%	100%
State/Territory	ACT	54%	46%	100%
	WA	36%	64%	100%
	Qld	42%	58%	100%
	Vic	45%	55%	100%
	NSW	58%	42%	100%
National		50%	50%	100%



Insufficient data from SA, Tasmania and NT for analysis  
Insufficient data from ACE and Schools providers for analysis

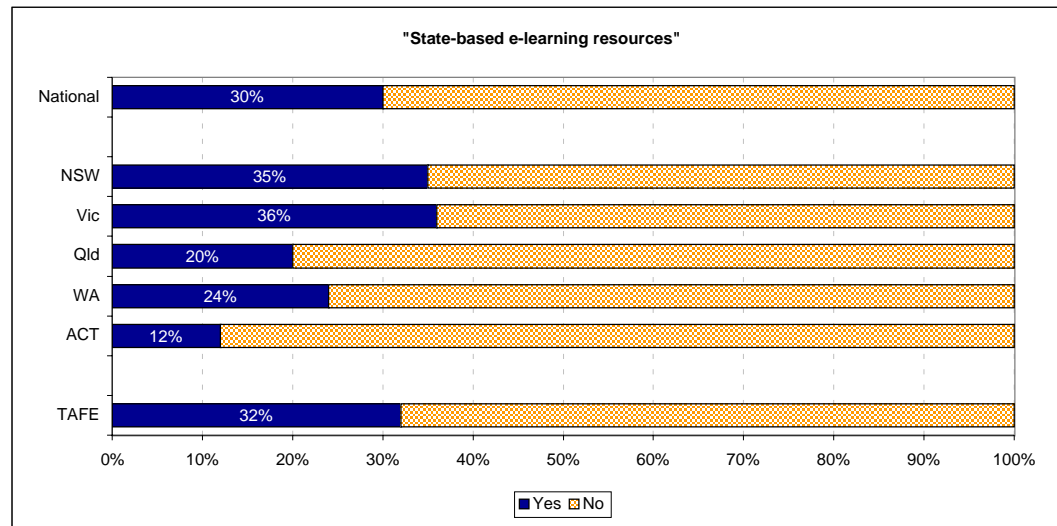
**2005 AUSTRALIAN FLEXIBLE LEARNING FRAMEWORK**  
**E-learning Benchmarking Project**  
*Teacher Survey*

**Question 3**

Have you accessed VET units that use e-learning from any of the following sources?

b) State-based e-learning resources

		Yes	No	Total
Provider type	Other	19%	81%	100%
	TAFE	32%	68%	100%
State/Territory	ACT	12%	88%	100%
	WA	24%	76%	100%
	Qld	20%	80%	100%
	Vic	36%	64%	100%
	NSW	35%	65%	100%
	National	30%	70%	100%



Insufficient data from SA, Tasmania and NT for analysis  
Insufficient data from ACE and Schools providers for analysis

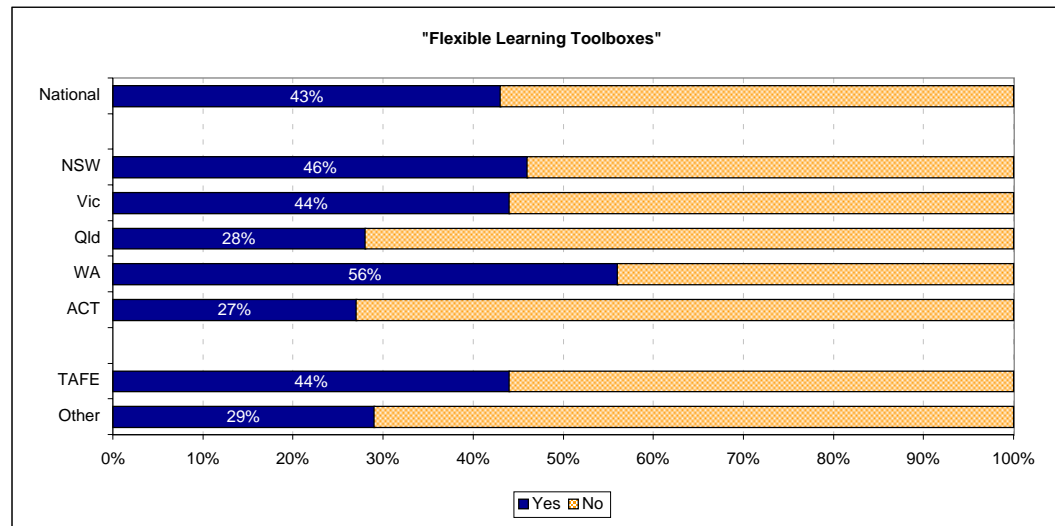
**2005 AUSTRALIAN FLEXIBLE LEARNING FRAMEWORK**  
**E-learning Benchmarking Project**  
*Teacher Survey*

**Question 3**

Have you accessed VET units that use e-learning from any of the following sources?

c) Flexible Learning Toolboxes

		Yes	No	Total
Provider type	Other	29%	71%	100%
	TAFE	44%	56%	100%
State/Territory	ACT	27%	73%	100%
	WA	56%	44%	100%
	Qld	28%	72%	100%
	Vic	44%	56%	100%
	NSW	46%	54%	100%
	National	43%	57%	100%



Insufficient data from SA, Tasmania and NT for analysis  
Insufficient data from ACE and Schools providers for analysis



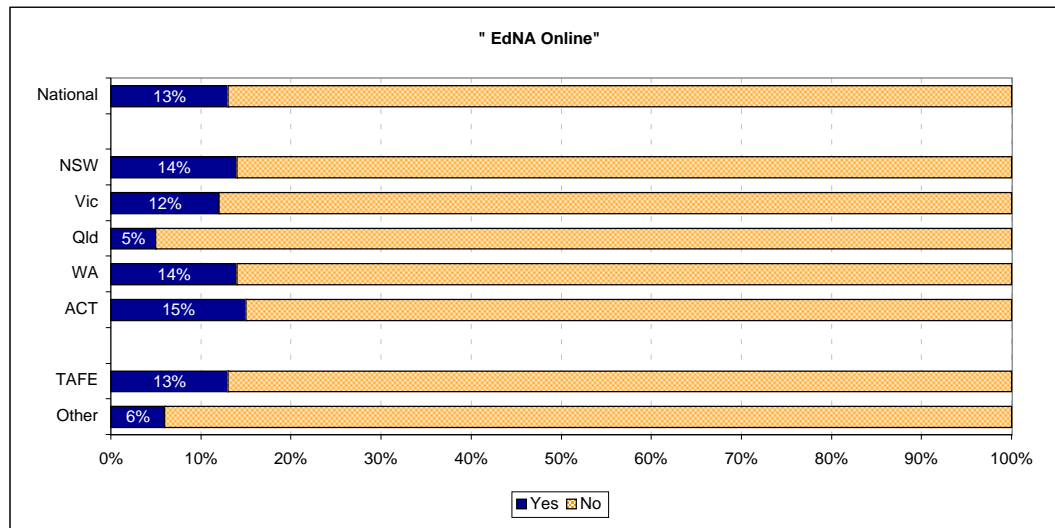
**2005 AUSTRALIAN FLEXIBLE LEARNING FRAMEWORK**  
**E-learning Benchmarking Project**  
*Teacher Survey*

**Question 3**

Have you accessed VET units that use e-learning from any of the following sources?

d) EdNA Online

		Yes	No	Total
Provider type	Other	6%	94%	100%
	TAFE	13%	87%	100%
State/Territory	ACT	15%	85%	100%
	WA	14%	86%	100%
	Qld	5%	95%	100%
	Vic	12%	88%	100%
	NSW	14%	86%	100%
	National	13%	87%	100%



Insufficient data from SA, Tasmania and NT for analysis  
Insufficient data from ACE and Schools providers for analysis

**2005 AUSTRALIAN FLEXIBLE LEARNING FRAMEWORK**  
**E-learning Benchmarking Project**  
*Teacher Survey*

**Question 3**

Have you accessed VET units that use e-learning from any of the following sources?

e) Other sources external to your training organisation

		Yes	No	Total
Provider type	Other	44%	56%	100%
	TAFE	46%	54%	100%
State/Territory	ACT	40%	60%	100%
	WA	42%	58%	100%
	Qld	29%	71%	100%
	Vic	59%	41%	100%
	NSW	45%	55%	100%
National		46%	54%	100%



Insufficient data from SA, Tasmania and NT for analysis  
Insufficient data from ACE and Schools providers for analysis

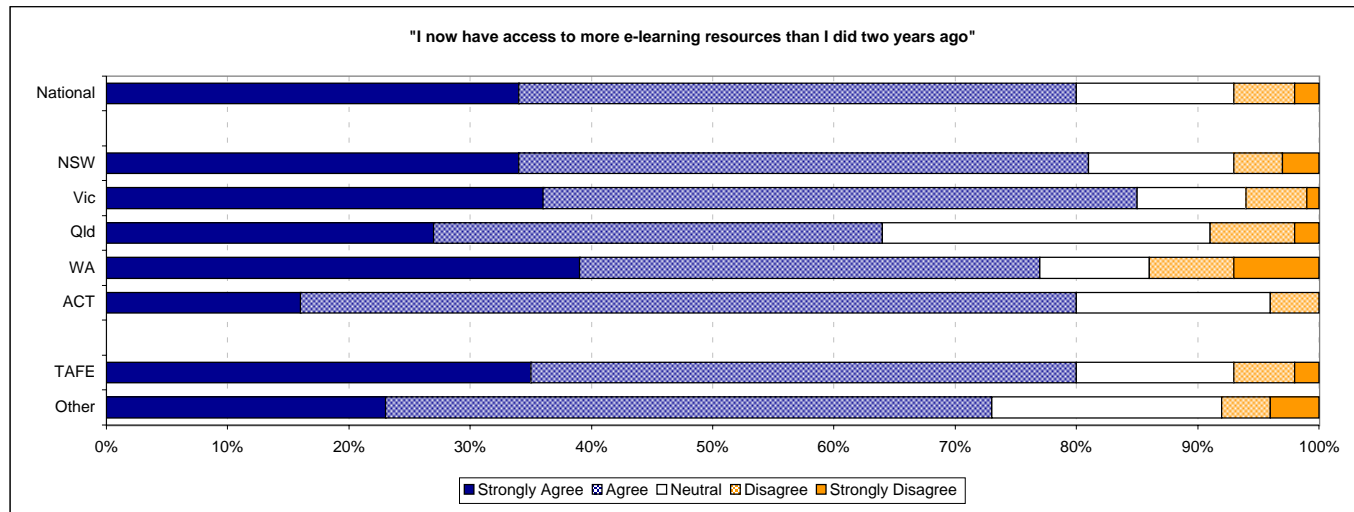
**2005 AUSTRALIAN FLEXIBLE LEARNING FRAMEWORK**  
**E-learning Benchmarking Project**  
*Teacher Survey*

**Question 4**

How would you rate the impact of increased access to e-learning resources on your teaching and learning outcomes?

a) I now have access to more e-learning resources than I did two years ago

		<b>Strongly Agree</b>	<b>Agree</b>	<b>Neutral</b>	<b>Disagree</b>	<b>Strongly Disagree</b>	<b>Total</b>
Provider type	Other	23%	50%	19%	4%	4%	100%
	TAFE	35%	45%	13%	5%	2%	100%
State/Territory	ACT	16%	64%	16%	4%	0%	100%
	WA	39%	38%	9%	7%	7%	100%
	Qld	27%	37%	27%	7%	2%	100%
	Vic	36%	49%	9%	5%	1%	100%
	NSW	34%	47%	12%	4%	3%	100%
	National	34%	46%	13%	5%	2%	100%



Insufficient data from SA, Tasmania and NT for analysis  
Insufficient data from ACE and Schools providers for analysis

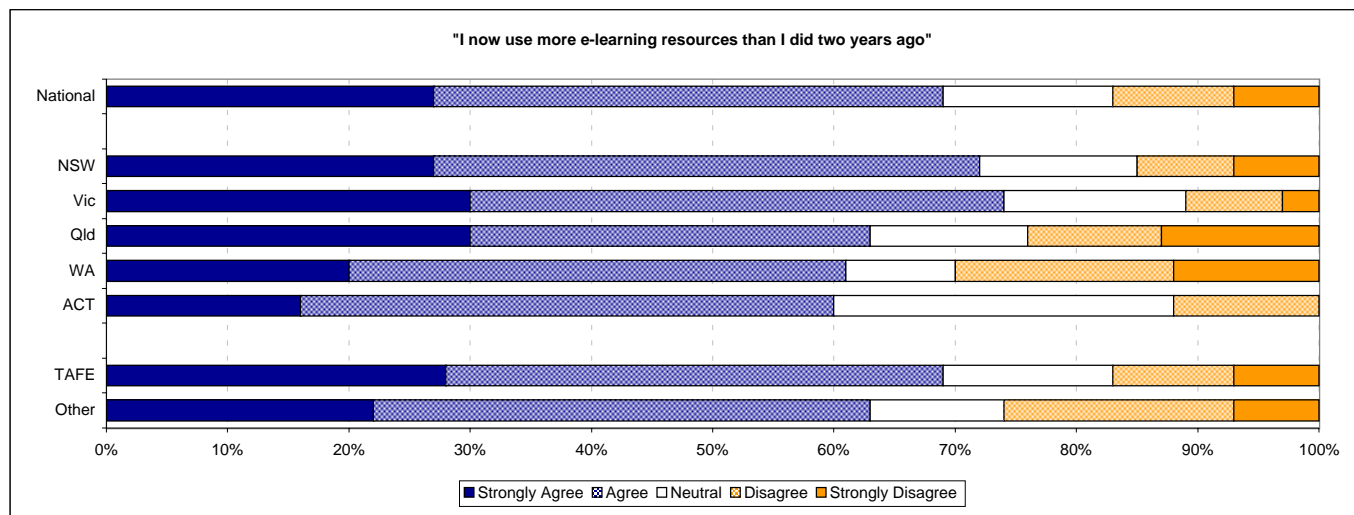
**2005 AUSTRALIAN FLEXIBLE LEARNING FRAMEWORK**  
**E-learning Benchmarking Project**  
*Teacher Survey*

**Question 4**

How would you rate the impact of increased access to e-learning resources on your teaching and learning outcomes?

b) I now use more e-learning resources than I did two years ago

		<b>Strongly Agree</b>	<b>Agree</b>	<b>Neutral</b>	<b>Disagree</b>	<b>Strongly Disagree</b>	<b>Total</b>
Provider type	Other	22%	41%	11%	19%	7%	100%
	TAFE	28%	41%	14%	10%	7%	100%
State/Territory	ACT	16%	44%	28%	12%	0%	100%
	WA	20%	41%	9%	18%	12%	100%
	Qld	30%	33%	13%	11%	13%	100%
	Vic	30%	44%	15%	8%	3%	100%
	NSW	27%	45%	13%	8%	7%	100%
	National	27%	42%	14%	10%	7%	100%



Insufficient data from SA, Tasmania and NT for analysis  
Insufficient data from ACE and Schools providers for analysis

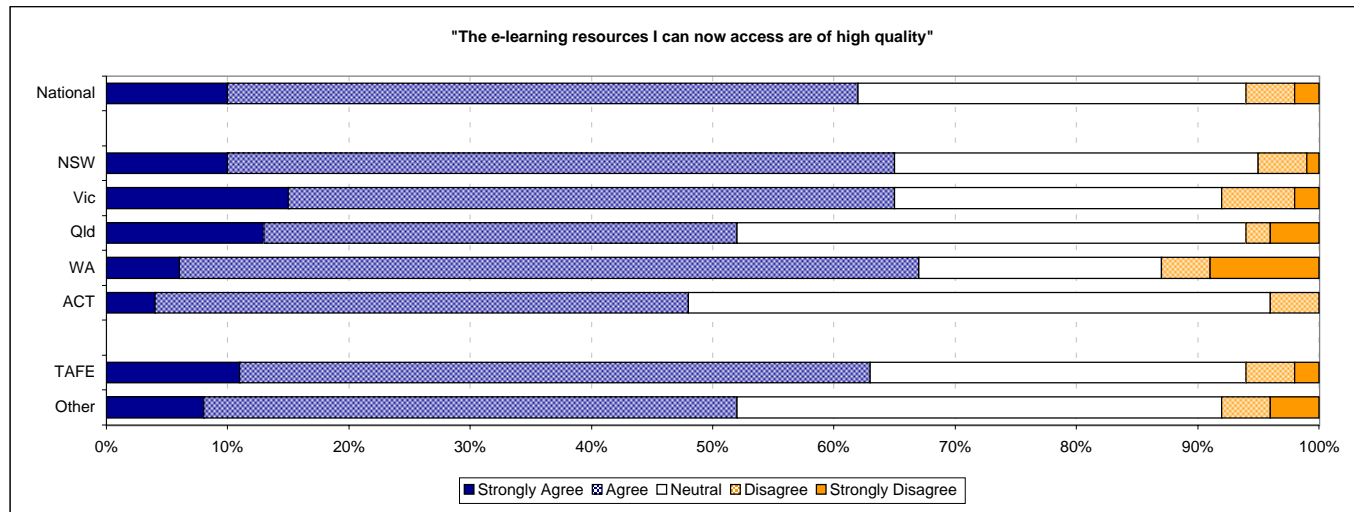
**2005 AUSTRALIAN FLEXIBLE LEARNING FRAMEWORK**  
**E-learning Benchmarking Project**  
*Teacher Survey*

**Question 4**

How would you rate the impact of increased access to e-learning resources on your teaching and learning outcomes?

c) The e-learning resources I can now access are of high quality

		<b>Strongly Agree</b>	<b>Agree</b>	<b>Neutral</b>	<b>Disagree</b>	<b>Strongly Disagree</b>	<b>Total</b>
Provider type	Other	8%	44%	40%	4%	4%	100%
	TAFE	11%	52%	31%	4%	2%	100%
State/Territory	ACT	4%	44%	48%	4%	0%	100%
	WA	6%	61%	20%	4%	9%	100%
	Qld	13%	39%	42%	2%	4%	100%
	Vic	15%	50%	27%	6%	2%	100%
	NSW	10%	55%	30%	4%	1%	100%
	National	10%	52%	32%	4%	2%	100%



Insufficient data from SA, Tasmania and NT for analysis  
Insufficient data from ACE and Schools providers for analysis

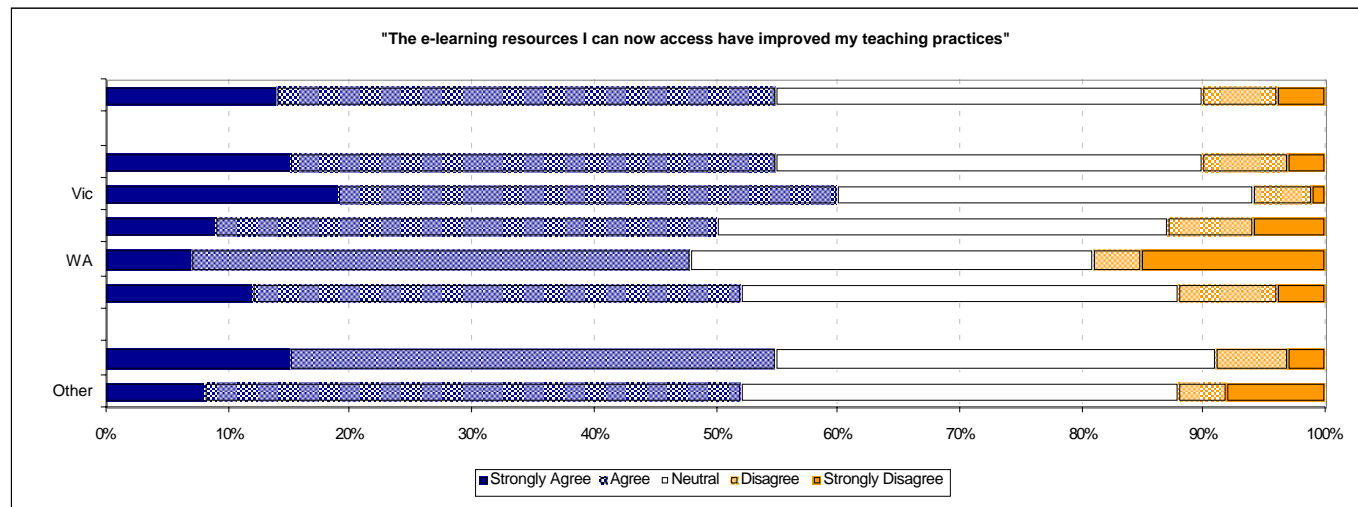
**2005 AUSTRALIAN FLEXIBLE LEARNING FRAMEWORK**  
**E-learning Benchmarking Project**  
**Teacher Survey**

**Question 4**

How would you rate the impact of increased access to e-learning resources on your teaching and learning outcomes?

d) The e-learning resources I can now access have improved my teaching practices

		<b>Strongly Agree</b>	<b>Agree</b>	<b>Neutral</b>	<b>Disagree</b>	<b>Strongly Disagree</b>	<b>Total</b>
Provider type	Other	8%	44%	36%	4%	8%	100%
	TAFE	15%	40%	36%	6%	3%	100%
State/Territory	ACT	12%	40%	36%	8%	4%	100%
	WA	7%	41%	33%	4%	15%	100%
	Qld	9%	41%	37%	7%	6%	100%
	Vic	19%	41%	34%	5%	1%	100%
	NSW	15%	40%	35%	7%	3%	100%
	National	14%	41%	35%	6%	4%	100%



Insufficient data from SA, Tasmania and NT for analysis  
 Insufficient data from ACE and Schools providers for analysis

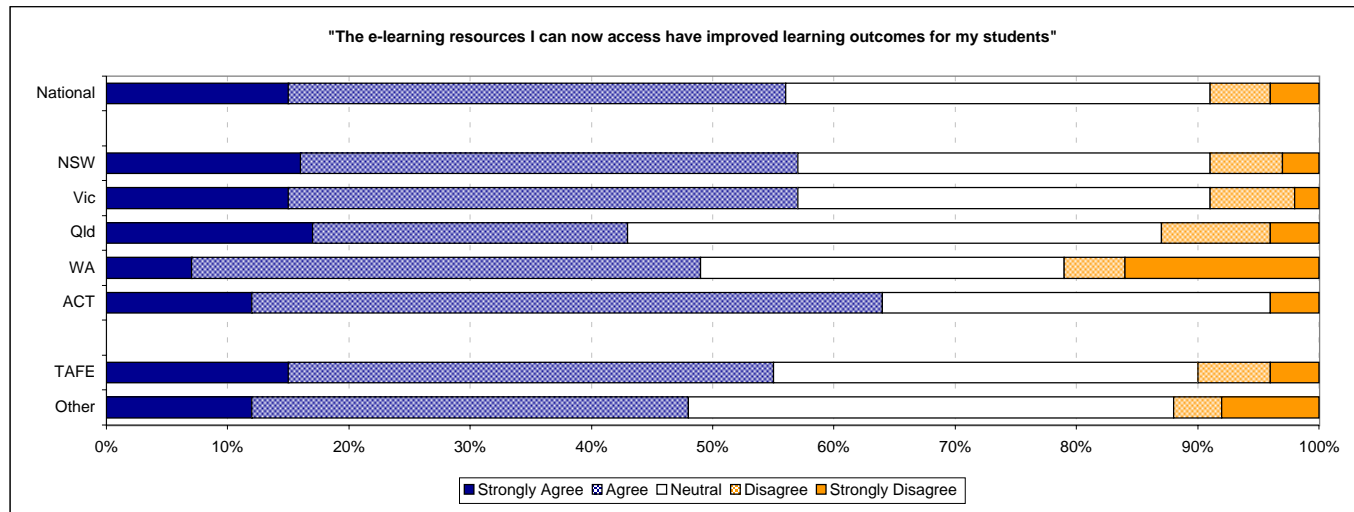
**2005 AUSTRALIAN FLEXIBLE LEARNING FRAMEWORK**  
**E-learning Benchmarking Project**  
*Teacher Survey*

**Question 4**

How would you rate the impact of increased access to e-learning resources on your teaching and learning outcomes?

e) The e-learning resources I can now access have improved learning outcomes for my students

		<b>Strongly Agree</b>	<b>Agree</b>	<b>Neutral</b>	<b>Disagree</b>	<b>Strongly Disagree</b>	<b>Total</b>
Provider type	Other	12%	36%	40%	4%	8%	100%
	TAFE	15%	40%	35%	6%	4%	100%
State/Territory	ACT	12%	52%	32%	0%	4%	100%
	WA	7%	42%	30%	5%	16%	100%
	Qld	17%	26%	44%	9%	4%	100%
	Vic	15%	42%	34%	7%	2%	100%
	NSW	16%	41%	34%	6%	3%	100%
	National	15%	41%	35%	5%	4%	100%



Insufficient data from SA, Tasmania and NT for analysis  
Insufficient data from ACE and Schools providers for analysis

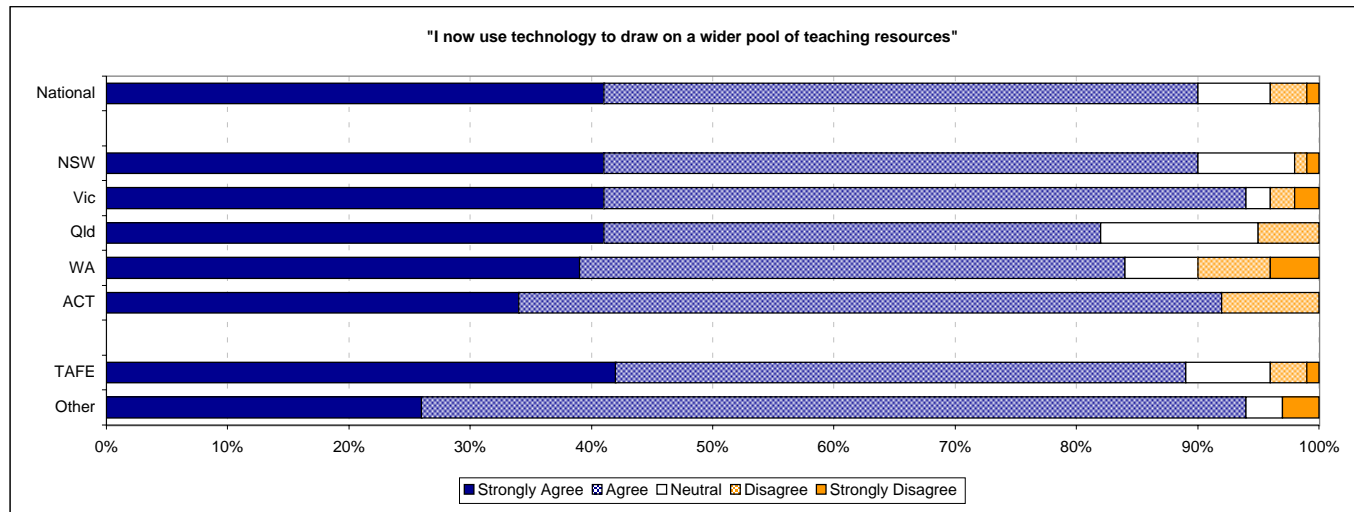
**2005 AUSTRALIAN FLEXIBLE LEARNING FRAMEWORK**  
**E-learning Benchmarking Project**  
*Teacher Survey*

**Question 5**

How would you rate the impact of technology on your teaching practices?

a) I now use technology to draw on a wider pool of teaching resources

		Strongly Agree	Agree	Neutral	Disagree	Strongly Disagree	Total
Provider type	Other	26%	68%	3%	0%	3%	100%
	TAFE	42%	47%	7%	3%	1%	100%
State/Territory	ACT	34%	58%	0%	8%	0%	100%
	WA	39%	45%	6%	6%	4%	100%
	Qld	41%	41%	13%	5%	0%	100%
	Vic	41%	53%	2%	2%	2%	100%
	NSW	41%	49%	8%	1%	1%	100%
	National	41%	49%	6%	3%	1%	100%



Insufficient data from SA, Tasmania and NT for analysis  
Insufficient data from ACE and Schools providers for analysis

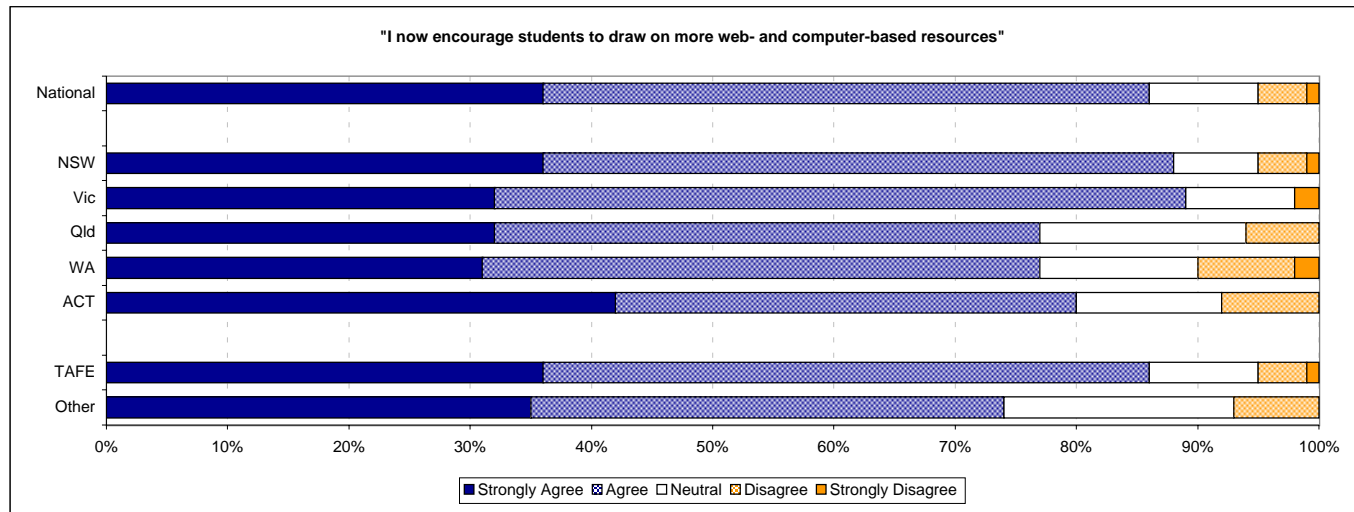
**2005 AUSTRALIAN FLEXIBLE LEARNING FRAMEWORK**  
**E-learning Benchmarking Project**  
*Teacher Survey*

**Question 5**

How would you rate the impact of technology on your teaching practices?

b) I now encourage students to draw on more web- and computer-based resources

		<b>Strongly Agree</b>	<b>Agree</b>	<b>Neutral</b>	<b>Disagree</b>	<b>Strongly Disagree</b>	<b>Total</b>
Provider type	Other	35%	39%	19%	7%	0%	100%
	TAFE	36%	50%	9%	4%	1%	100%
State/Territory	ACT	42%	38%	12%	8%	0%	100%
	WA	31%	46%	13%	8%	2%	100%
	Qld	32%	45%	17%	6%	0%	100%
	Vic	32%	57%	9%	0%	2%	100%
	NSW	36%	52%	7%	4%	1%	100%
	National	36%	50%	9%	4%	1%	100%



Insufficient data from SA, Tasmania and NT for analysis  
Insufficient data from ACE and Schools providers for analysis

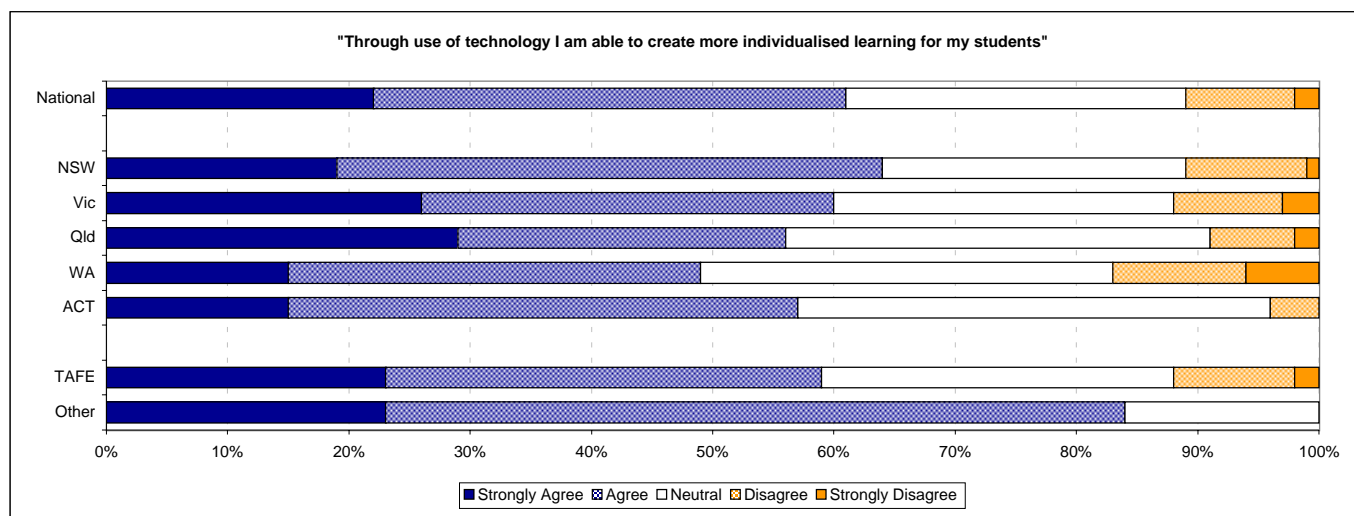
**2005 AUSTRALIAN FLEXIBLE LEARNING FRAMEWORK**  
**E-learning Benchmarking Project**  
*Teacher Survey*

**Question 5**

How would you rate the impact of technology on your teaching practices?

c) Through use of technology I am able to create more individualised learning for my students

		Strongly Agree	Agree	Neutral	Disagree	Strongly Disagree	Total
Provider type	Other	23%	61%	16%	0%	0%	100%
	TAFE	23%	36%	29%	10%	2%	100%
State/Territory	ACT	15%	42%	39%	4%	0%	100%
	WA	15%	34%	34%	11%	6%	100%
	Qld	29%	27%	35%	7%	2%	100%
	Vic	26%	34%	28%	9%	3%	100%
	NSW	19%	45%	25%	10%	1%	100%
	National	22%	39%	28%	9%	2%	100%



Insufficient data from SA, Tasmania and NT for analysis  
Insufficient data from ACE and Schools providers for analysis

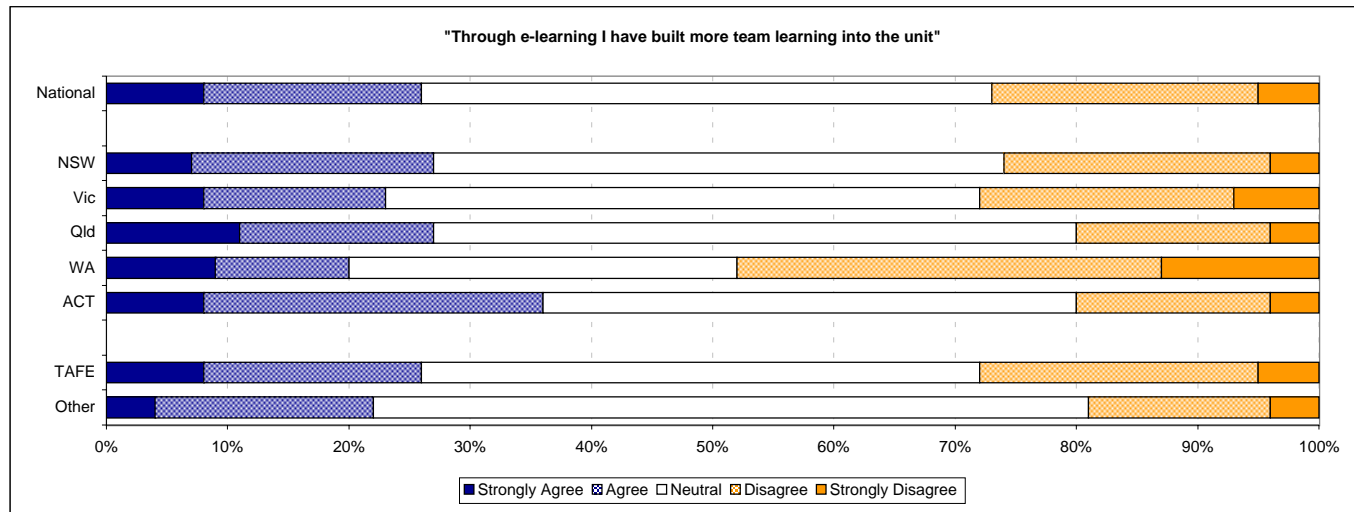
**2005 AUSTRALIAN FLEXIBLE LEARNING FRAMEWORK**  
**E-learning Benchmarking Project**  
*Teacher Survey*

**Question 5**

How would you rate the impact of technology on your teaching practices?

d) Through e-learning I have built more team learning into the unit

		Strongly Agree	Agree	Neutral	Disagree	Strongly Disagree	Total
Provider type	Other	4%	18%	59%	15%	4%	100%
	TAFE	8%	18%	46%	23%	5%	100%
State/Territory	ACT	8%	28%	44%	16%	4%	100%
	WA	9%	11%	32%	35%	13%	100%
	Qld	11%	16%	53%	16%	4%	100%
	Vic	8%	15%	49%	21%	7%	100%
	NSW	7%	20%	47%	22%	4%	100%
	National	8%	18%	47%	22%	5%	100%



Insufficient data from SA, Tasmania and NT for analysis  
Insufficient data from ACE and Schools providers for analysis

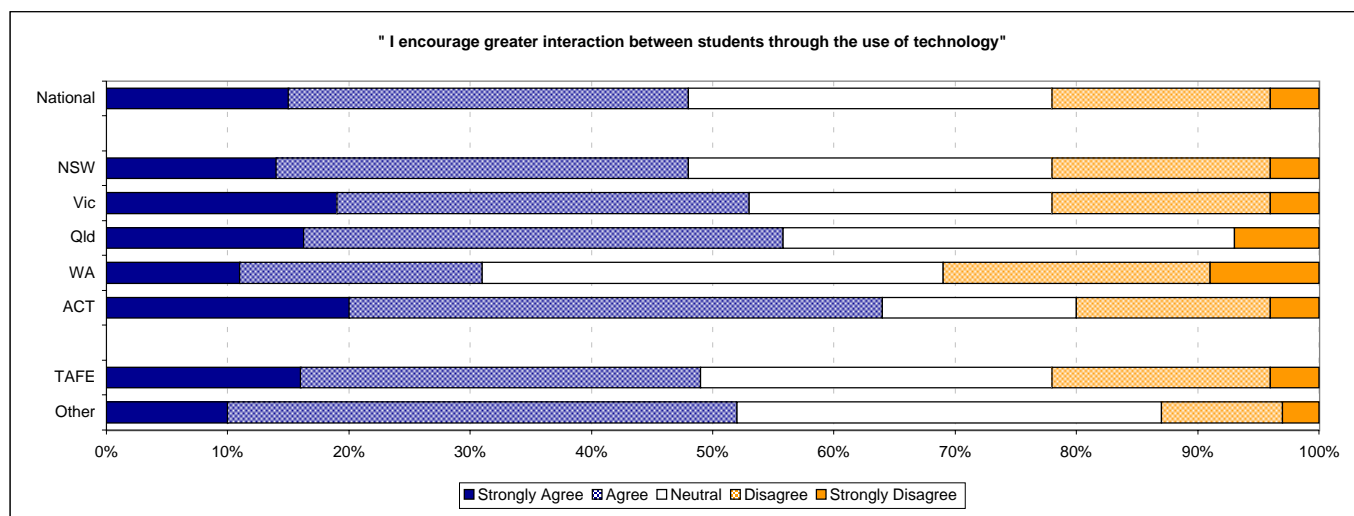
**2005 AUSTRALIAN FLEXIBLE LEARNING FRAMEWORK**  
**E-learning Benchmarking Project**  
*Teacher Survey*

**Question 5**

How would you rate the impact of technology on your teaching practices?

e) I encourage greater interaction between students through the use of technology

		Strongly Agree	Agree	Neutral	Disagree	Strongly Disagree	Total
Provider type	Other	10%	42%	35%	10%	3%	100%
	TAFE	16%	33%	29%	18%	4%	100%
State/Territory	ACT	20%	44%	16%	16%	4%	100%
	WA	11%	20%	38%	22%	9%	100%
	Qld	14%	34%	32%	6%	6%	86%
	Vic	19%	34%	25%	18%	4%	100%
	NSW	14%	34%	30%	18%	4%	100%
	National	15%	33%	30%	18%	4%	100%



Insufficient data from SA, Tasmania and NT for analysis  
Insufficient data from ACE and Schools providers for analysis